

How to check NTU Webmail(@ntu.edu.tw) through Mac OS

Version: macOS Sequoia 15.3.2


Applicable to:

1. Students who enrolled after May 2020
2. Alumni who enrolled before May 2020 and have received the notification from NTUCC
3. NTUH staff
4. Alumni with a name-based account (e.g. johnsmith@ntu.edu.tw)

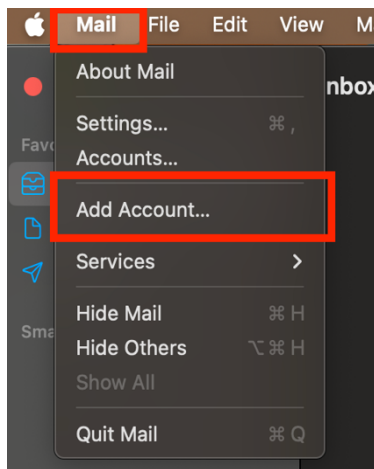
1. Please open “Mail”




If you do not see “Mail” in the Dock at the bottom of the screen, please open “Launchpad” and look for “Mail”.



2. Please click “Mail” > “Add Account.” (If you have never set up an email account before, you may



3. Please choose “Other Email Account...” and click “Continue”



4. Please fill in the required information, then click “Sign In.”

@ Add a Mail account

To get started, fill out the following information:

Name: David Wang

Email Address: d90123456@ntu.edu.tw

Password: ●●●●●●●●

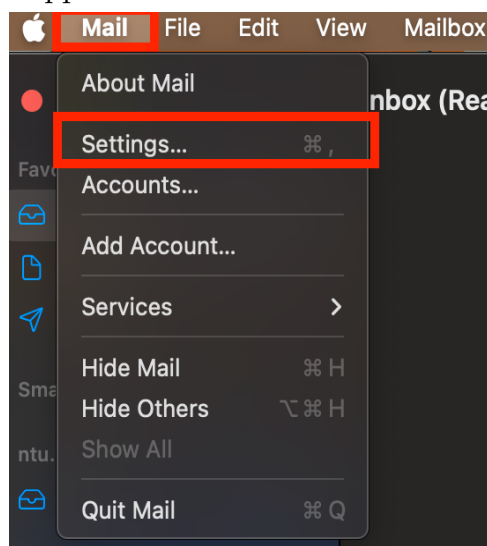
Cancel Back Sign In

5. Please fill in the following information and click “Sign In”:

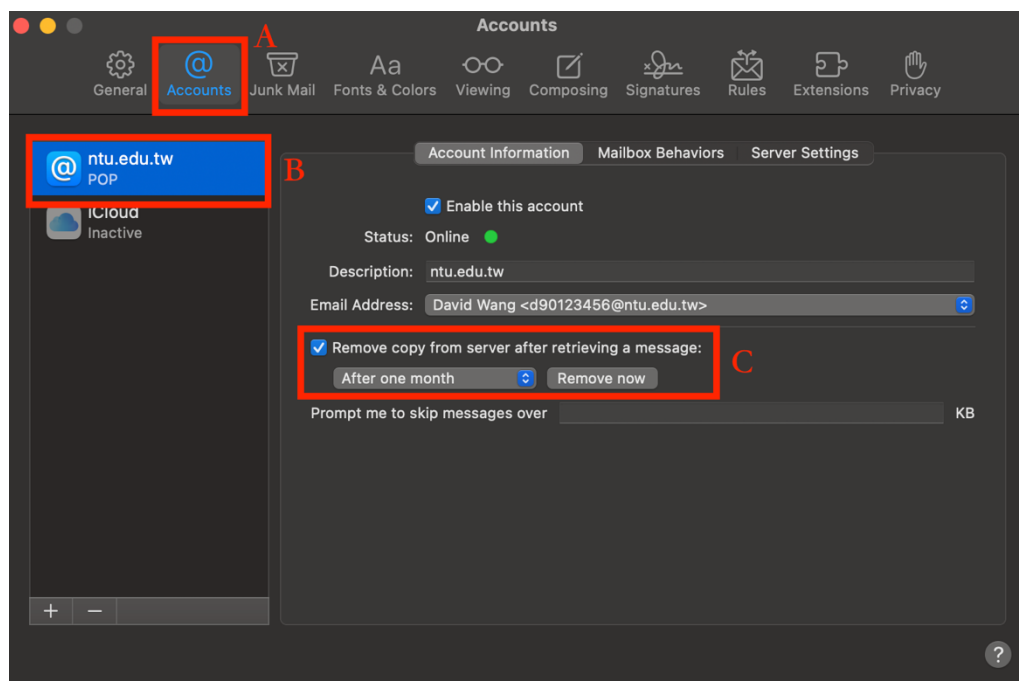
- a. Account Type: **POP**
- b. Incoming Mail Server:
 - i. **msa.ntu.edu.tw** (for **student ID** account)
 - ii. **ccms.ntu.edu.tw** (for **named-based** account, including NTUH staff and alumni)
- c. Outgoing Mail Server: **smtps.ntu.edu.tw**

**Your email messages will pop up in the step,
but the setting is not done yet!!!**

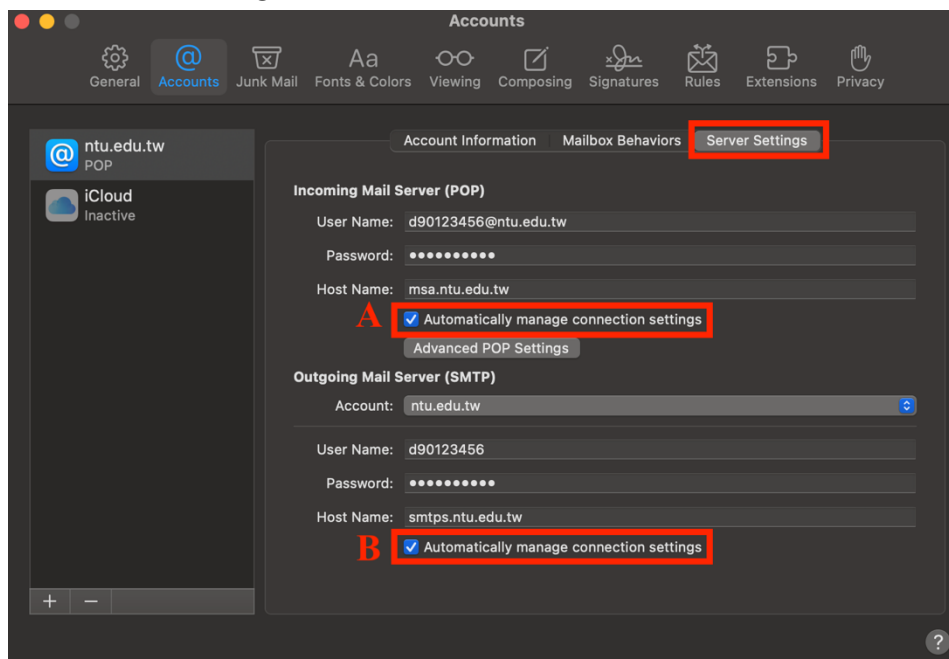
6. Please click “Mail” on the upper left corner and select “Settings...”



7. Please click “Account” > “ntu.edu.tw” and change the time to “**After one month.**”



8. Please click “Server Settings” and uncheck the box A and B



9. Please make sure you have filled out the following information correctly :

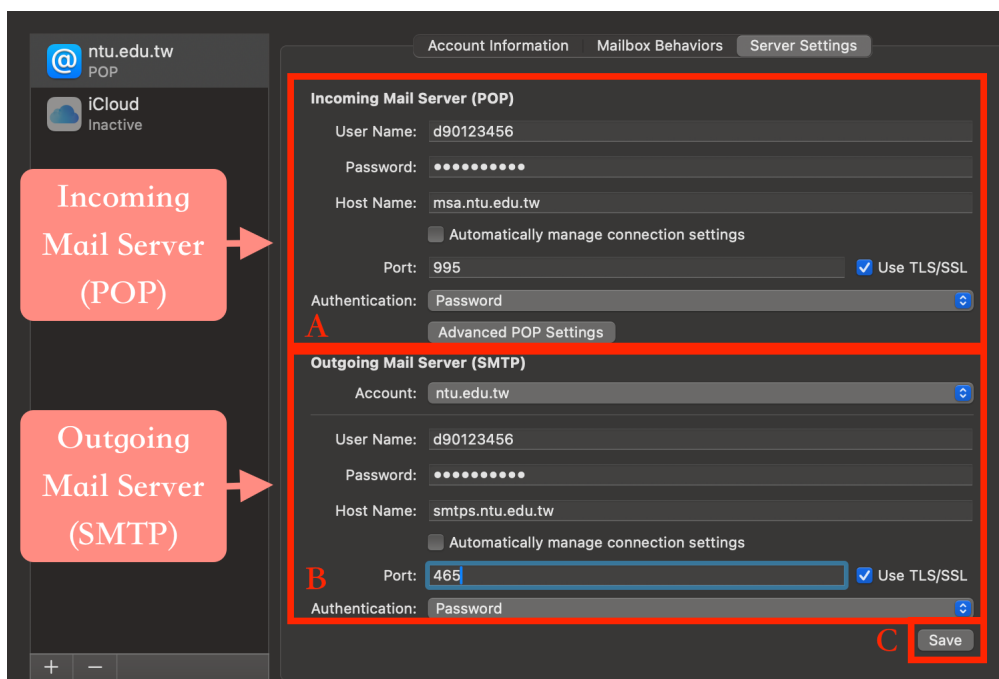
【A、Incoming Mail Server (POP)】

- User name: Please enter you username *****Without @ntu.edu.tw*****
- Host name:
 - ◆ **msa.ntu.edu.tw** (for **student ID** account)
 - ◆ **ccms.ntu.edu.tw** (for **named-based** account, including NTUH staff and alumni)
- Port: **995**
- Authentication: **Password**
- **Check** the box “Use TLS/SSL”

【B、Outgoing Mail Server (SMTP)】

- User Name: Please enter your username *****Without @ntu.edu.tw*****
- Host Name: **smtps.ntu.edu.tw**
- Port: **465**
- Authentication: **Password**
- **Check** the box “Use TLS/SSL”

After completing the information, please click “Save.”



**National Taiwan University
Computer and Information
Networking Centre**

Tel: (02)3366-5023、 (02)3366-5022

Mail: cchelp@ntu.edu.tw

Copyright © National Taiwan University Computer and Information Networking Center

All Rights Reserved