


Seventh Edition

Principles of
Economics
N. Gregory Mankiw



CHAPTER 18 The Markets for the Factors of Production

Modified by Joseph Tao-yi Wang

© 2015 Cengage Learning. All Rights Reserved. May not be copied, scanned, or duplicated, in whole or in part, except for use as permitted in a license distributed with a certain product or service or otherwise on a password-protected website for classroom use.

**In this chapter,
look for the answers to these questions**

- What determines a competitive firm's demand for labor?
- How does labor supply depend on the wage? What other factors affect labor supply?
- How do various events affect the equilibrium wage and employment of labor?
- How are the equilibrium prices and quantities of other inputs determined?

© 2015 Cengage Learning. All Rights Reserved. May not be copied, scanned, or duplicated, in whole or in part, except for use as permitted in a license distributed with a certain product or service or otherwise on a password-protected website for classroom use.

Factors of Production and Factor Markets

- **Factors of production:** the inputs used to produce goods and services.
 - Labor
 - Land
 - **Capital:** the equipment and structures used to produce goods and services.
- Prices and quantities of these inputs are determined by supply & demand in factor markets.

© 2015 Cengage Learning. All Rights Reserved. May not be copied, scanned, or duplicated, in whole or in part, except for use as permitted in a license distributed with a certain product or service or otherwise on a password-protected website for classroom use.

2

Derived Demand

- Markets for the factors of production are like markets for goods & services, except:
- Demand for a factor of production is a **derived demand**—derived from a firm's decision to supply a good in another market.

© 2015 Cengage Learning. All Rights Reserved. May not be copied, scanned, or duplicated, in whole or in part, except for use as permitted in a license distributed with a certain product or service or otherwise on a password-protected website for classroom use.

3

Two Assumptions

1. All markets are competitive.
The typical firm is a price taker
 - in the market for the product it produces
 - in the labor market
2. Firms care only about maximizing profits.
 - Each firm's supply of output and demand for inputs are derived from this goal.

© 2015 Cengage Learning. All Rights Reserved. May not be copied, scanned, or duplicated, in whole or in part, except for use as permitted in a license distributed with a certain product or service or otherwise on a password-protected website for classroom use.

4

Our Example: Farmer Jack

- Farmer Jack sells vegetables in a perfectly competitive market.
- He hires workers in a perfectly competitive labor market.
- When deciding how many workers to hire, Farmer Jack maximizes profits by thinking at the margin:
 - If the benefit from hiring another worker exceeds the cost, Jack will hire that worker.

© 2015 Cengage Learning. All Rights Reserved. May not be copied, scanned, or duplicated, in whole or in part, except for use as permitted in a license distributed with a certain product or service or otherwise on a password-protected website for classroom use.

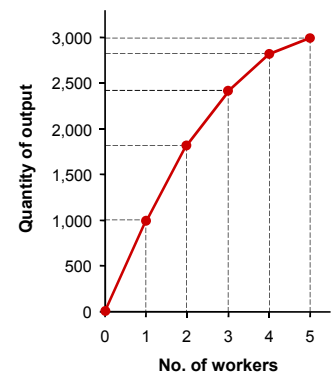
5

Our Example: Farmer Jack

- Cost of hiring another worker: the wage—the price of labor.
- Benefit of hiring another worker: Jack can produce and sell more vegetables, increasing his revenue.
- The size of this benefit depends on Jack's **production function**: the relationship between the quantity of inputs used to make a good and the quantity of output of that good.

Farmer Jack's Production Function

L (no. of workers)	Q (bushels of veggie per week)
0	0
1	1000
2	1800
3	2400
4	2800
5	3000



Marginal Product of Labor (MPL)

- Marginal product of labor**: the increase in the amount of output from an additional unit of labor

$$MPL = \frac{\Delta Q}{\Delta L}$$

where

ΔQ = change in output

ΔL = change in labor

The Value of the Marginal Product

- Problem:
 - Cost of hiring another worker (wage) is measured in dollars
 - Benefit of hiring another worker (MPL) is measured in units of output
- Solution: convert MPL to dollars
- Value of the marginal product**: the marginal product of an input times the price of the output

$$VMPL = \text{value of the marginal product of labor} \\ = P \times MPL$$

ACTIVE LEARNING 1 Computing MPL and VMPL

$P = \$5/\text{bushel}$.

Find **MPL** and **VMPL**, fill them in the blank spaces of the table.

Then graph a curve with **VMPL** on the vertical axis, **L** on horiz axis.

L (no. of workers)	Q (bushels of veggie)	MPL	VMPL
0	0		
1	1000		
2	1800		
3	2400		
4	2800		
5	3000		

ACTIVE LEARNING 1 Answers

Farmer Jack's production function exhibits **diminishing marginal product**:

MPL falls as L increases.

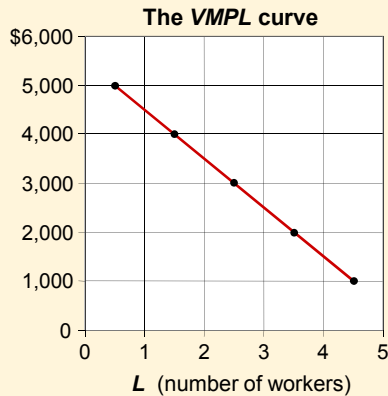
This property is very common.

L (no. of workers)	Q (bushels of veggie)	MPL = $\Delta Q/\Delta L$	VMPL = $P \times MPL$
0	0		
1	1000	1000	\$5000
2	1800	800	4000
3	2400	600	3000
4	2800	400	2000
5	3000	200	1000

ACTIVE LEARNING 1

Answers

Farmer Jack's VMPL curve is downward sloping due to diminishing marginal product.



© 2015 Cengage Learning. All Rights Reserved. May not be copied, scanned, or duplicated, in whole or in part, except for use as permitted in a license distributed with a certain product or service or otherwise on a password-protected website for classroom use.

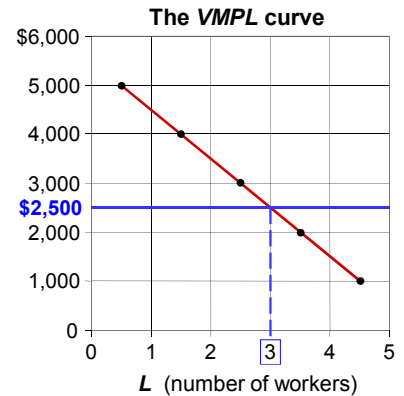
Farmer Jack's Labor Demand

Suppose wage $W = \$2500/\text{week}$.

How many workers should Jack hire?

Answer: $L = 3$

At any large L , can increase profit by hiring another worker.



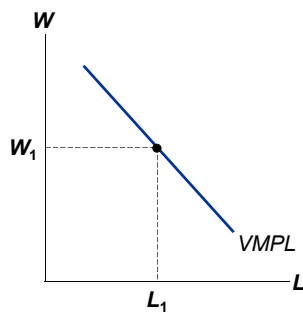
© 2015 Cengage Learning. All Rights Reserved. May not be copied, scanned, or duplicated, in whole or in part, except for use as permitted in a license distributed with a certain product or service or otherwise on a password-protected website for classroom use.

13

VMPL and Labor Demand

For any competitive, profit-maximizing firm:

- To maximize profits, hire workers up to the point where $VMPL = W$.
- The VMPL curve is the labor demand curve.



© 2015 Cengage Learning. All Rights Reserved. May not be copied, scanned, or duplicated, in whole or in part, except for use as permitted in a license distributed with a certain product or service or otherwise on a password-protected website for classroom use.

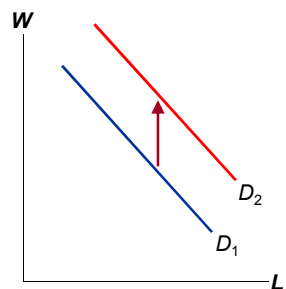
14

Shifts in Labor Demand

Labor demand curve = VMPL curve.

$$VMPL = P \times MPL$$

Anything that increases P or MPL at each L will increase VMPL and shift labor demand curve upward.



© 2015 Cengage Learning. All Rights Reserved. May not be copied, scanned, or duplicated, in whole or in part, except for use as permitted in a license distributed with a certain product or service or otherwise on a password-protected website for classroom use.

15

Things that Shift the Labor Demand Curve

- Changes in the output price, P
- Technological change (affects MPL)
- The supply of other factors (affects MPL)
 - Example: If firm gets more equipment (capital), then workers will be more productive; MPL and $VMPL$ rise, labor demand shifts upward.

© 2015 Cengage Learning. All Rights Reserved. May not be copied, scanned, or duplicated, in whole or in part, except for use as permitted in a license distributed with a certain product or service or otherwise on a password-protected website for classroom use.

16

The Connection Between Input Demand & Output Supply

- Recall: **Marginal Cost (MC)** = cost of producing an additional unit of output = $\Delta TC / \Delta Q$, where TC = total cost
- Suppose $W = \$2500$, $MPL = 500$ bushels
- If Farmer Jack hires another worker, $\Delta TC = \$2500$, $\Delta Q = 500$ bushels
 $MC = \$2500/500 = \5 per bushel
- In general: $MC = W/MPL$

© 2015 Cengage Learning. All Rights Reserved. May not be copied, scanned, or duplicated, in whole or in part, except for use as permitted in a license distributed with a certain product or service or otherwise on a password-protected website for classroom use.

17

The Connection Between Input Demand & Output Supply

- In general: $MC = W/MPL$
- Notice:
 - To produce additional output, hire more labor.
 - As L rises, MPL falls...
 - causing W/MPL to rise...
 - causing MC to rise.
- Hence, *diminishing marginal product and increasing marginal cost are two sides of the same coin.*

The Connection Between Input Demand & Output Supply

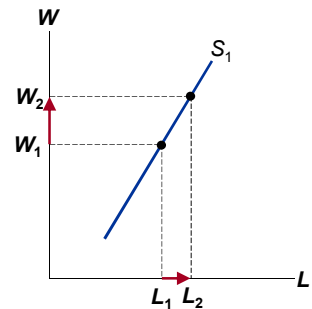
- The competitive firm's rule for demanding labor:
 $P \times MPL = W$
- Divide both sides by MPL :
 $P = W/MPL$
- Substitute $MC = W/MPL$ from previous slide:
 $P = MC$
- This is the competitive firm's rule for supplying output.
- Hence, *input demand and output supply are two sides of the same coin.*

Labor Supply

- Trade-off between work and leisure:
The more time you spend working, the less time you have for leisure.
- The opportunity cost of leisure is the wage.

The Labor Supply Curve

An increase in W is an increase in the opp. cost of leisure.
People respond by taking less leisure and by working more.



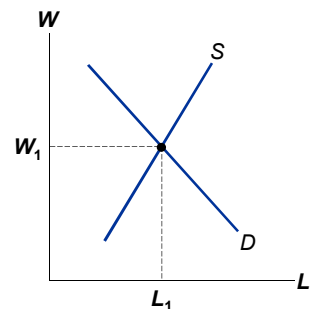
Things that Shift the Labor Supply Curve

- Changes in tastes or attitudes regarding the labor-leisure trade-off
- Opportunities for workers in other labor markets
- Immigration

Equilibrium in the Labor Market

The wage adjusts to balance supply and demand for labor.

The wage always equals $VMPL$.



ACTIVE LEARNING 2

Changes in labor-market equilibrium

In each of the following scenarios, use a diagram of the market for (domestic) Hsinchu high-tech workers to find the effects on their wage and employment.

- Baby boomers who worked in the high-tech industry retire.
- International high-tech corporate buyers' preferences shift toward MIC instead of MIT.
- Technological progress boosts productivity in the high-tech manufacturing industry.

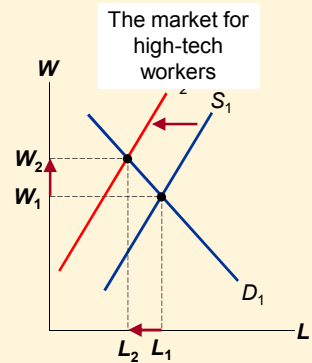
© 2015 Cengage Learning. All Rights Reserved. May not be copied, scanned, or duplicated, in whole or in part, except for use as permitted in a license distributed with a certain product or service or otherwise on a password-protected website for classroom use.

ACTIVE LEARNING 2

Answers to A

The retirement of baby boomer high-tech workers shifts supply leftward.

W rises, L falls.



© 2015 Cengage Learning. All Rights Reserved. May not be copied, scanned, or duplicated, in whole or in part, except for use as permitted in a license distributed with a certain product or service or otherwise on a password-protected website for classroom use.

ACTIVE LEARNING 2

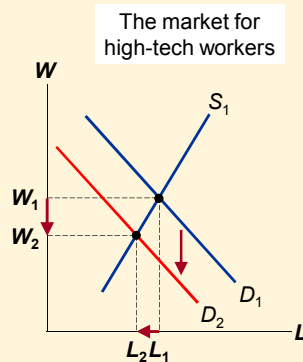
Answers to B

A fall in the demand for Made-In-Taiwan (MIT) reduces P .

At each L , $VMPL$ falls.

Labor demand curve shifts down.

W and L both fall.



© 2015 Cengage Learning. All Rights Reserved. May not be copied, scanned, or duplicated, in whole or in part, except for use as permitted in a license distributed with a certain product or service or otherwise on a password-protected website for classroom use.

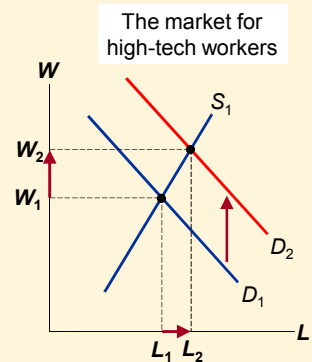
ACTIVE LEARNING 2

Answers to C

At each L , MPL rises due to tech. progress.

$VMPL$ rises and labor demand curve shifts upward.

W and L increase.



© 2015 Cengage Learning. All Rights Reserved. May not be copied, scanned, or duplicated, in whole or in part, except for use as permitted in a license distributed with a certain product or service or otherwise on a password-protected website for classroom use.

Productivity and Wage Growth in the U.S.

time period	growth rate of productivity	growth rate of real wages
1959–2012	2.1%	1.8%
1959–1973	2.8	2.8
1973–1995	1.4	1.1
1995–2012	2.3	1.9

Recall one of the Ten Principles:

A country's standard of living depends on its ability to produce g&s.

Our theory implies wages tied to labor productivity ($W = VMPL$).

We see this in the data.

© 2015 Cengage Learning. All Rights Reserved. May not be copied, scanned, or duplicated, in whole or in part, except for use as permitted in a license distributed with a certain product or service or otherwise on a password-protected website for classroom use.

28

Productivity and Wage Growth in Taiwan



Monopsony

- Our analysis assumes competitive labor markets: many buyers (firms) and sellers (workers).
- Imagine a small town with a single large employer. **Monopsony**: a market with one buyer.
- A monopsony employer can use its market power to increase its profits by paying lower wages.
- As with monopoly, economic activity under monopsony is below the socially optimal level, causing a deadweight loss.
- Monopsonies are rare in the real world.

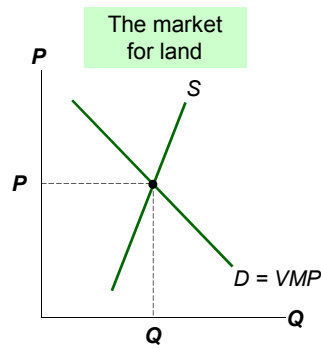
The Other Factors of Production

- With land and capital, must distinguish between:
 - purchase price** – the price a person pays to own that factor indefinitely
 - rental price** – the price a person pays to use that factor for a limited period of time
- The wage is the rental price of labor.
- The determination of the rental prices of capital and land is analogous to the determination of wages...

How the Rental Price of Land Is Determined

Firms decide how much land to rent by comparing the price with the value of the marginal product (VMP) of land.

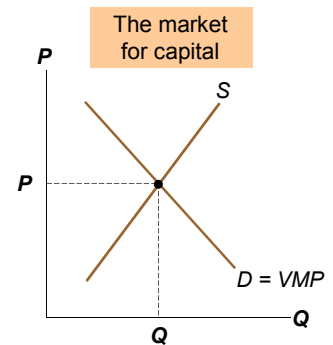
The rental price of land adjusts to balance supply and demand for land.



How the Rental Price of Capital Is Determined

Firms decide how much capital to rent by comparing the price with the value of the marginal product (VMP) of capital.

The rental price of capital adjusts to balance supply and demand for capital.



Rental and Purchase Prices

- Buying a unit of capital or land yields a stream of rental income.
- The rental income in any period equals the value of the marginal product (VMP).
- Hence, the equilibrium purchase price of a factor depends on both the current VMP and the VMP expected to prevail in future periods.

Linkages Among the Factors of Production

- In most cases, factors of production are used together in a way that makes each factor's productivity dependent on the quantities of the other factors.
- Example: an increase in the quantity of capital
 - The marginal product and rental price of capital fall.
 - Having more capital makes workers more productive, MPL and W rise.

CONCLUSION

- The theory in this chapter is called the **neoclassical theory of income distribution**.
- It states that
 - factor prices determined by supply and demand
 - each factor is paid the value of its marginal product
- Most economists use this theory as a starting point for understanding the distribution of income.
- The next two chapters further explore income distribution and related issues.

Summary

- The economy's income distribution is determined in the markets for the factors of production. The three most important factors of production are labor, land, and capital.
- A firm's demand for a factor is derived from its supply of output.
- Competitive firms maximize profit by hiring each factor up to the point where the value of its marginal product equals its rental price.

Summary

- The supply of labor arises from the trade-off between work and leisure, and yields an upward-sloping labor supply curve.
- The price paid to each factor adjusts to balance supply and demand for that factor. In equilibrium, each factor is compensated according to its marginal contribution to production.
- Factors of production are used together. A change in the quantity of one factor affects the marginal products and equilibrium earnings of all factors.

Factor Markets

- Labor Market: Yet "another" market
- Derived Demand: $W = P * MPL = VMPL$
- Output Supply = Input Demand:
 - $MC = P = W / MPL$
- Labor Supply: Work vs. Leisure
- Other Factors: Land, Capital, etc.
- Homework: Mankiw, Ch. 18, Problems 4, 5, 7, 8, 11.