

Principles of Economics
Sixth Edition

6



Supply, Demand, and Government Policies

Premium PowerPoint Slides by Ron Cronovich

Modified by Joseph Tao-yi Wang

© 2012 Cengage Learning. All Rights Reserved. May not be copied, scanned, or duplicated, in whole or in part, except for use as permitted in a license distributed with a certain product or service or otherwise via a password protected website for classroom use.

In this chapter, look for the answers to these questions:

- What are price ceilings and price floors? What are some examples of each?
- How do price ceilings and price floors affect market outcomes?
- How do taxes affect market outcomes? How do the effects depend on whether the tax is imposed on buyers or sellers?
- What is the incidence of a tax? What determines the incidence?

© 2012 Cengage Learning. All Rights Reserved. May not be copied, scanned, or duplicated, in whole or in part, except for use as permitted in a license distributed with a certain product or service or otherwise via a password protected website for classroom use.

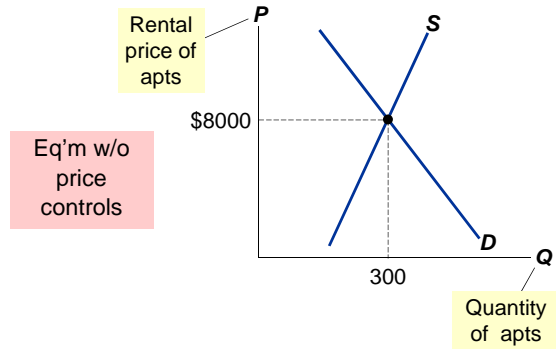
1

Government Policies That Alter the Private Market Outcome

- Price controls
 - **Price ceiling:** a legal maximum on the price of a good or service *Example: rent control*
 - **Price floor:** a legal minimum on the price of a good or service *Example: minimum wage*
- Taxes
 - The govt can make buyers or sellers pay a specific amount on each unit.

We will use the supply/demand model to see how each policy affects the market outcome (the price buyers pay, the price sellers receive, and eq'm quantity).

EXAMPLE 1: The Market for Apartments

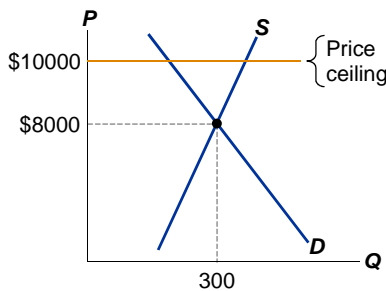


© 2012 Cengage Learning. All Rights Reserved. May not be copied, scanned, or duplicated, in whole or in part, except for use as permitted in a license distributed with a certain product or service or otherwise via a password protected website for classroom use.

3

How Price Ceilings Affect Market Outcomes

A price ceiling above the eq'm price is **not binding**—has no effect on the market outcome.

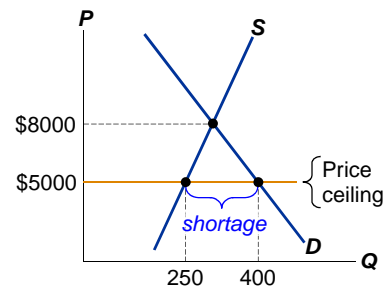


© 2012 Cengage Learning. All Rights Reserved. May not be copied, scanned, or duplicated, in whole or in part, except for use as permitted in a license distributed with a certain product or service or otherwise via a password protected website for classroom use.

4

How Price Ceilings Affect Market Outcomes

The eq'm price (\$8000) is above the ceiling and therefore illegal. The ceiling is a **binding constraint** on the price, causes a shortage.

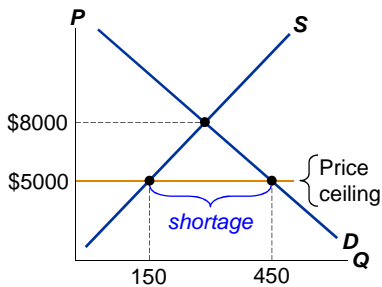


© 2012 Cengage Learning. All Rights Reserved. May not be copied, scanned, or duplicated, in whole or in part, except for use as permitted in a license distributed with a certain product or service or otherwise via a password protected website for classroom use.

5

How Price Ceilings Affect Market Outcomes

In the long run, supply and demand are more price-elastic. So, the shortage is larger.



© 2012 Cengage Learning. All Rights Reserved. May not be copied, scanned, or duplicated, in whole or in part, except for use as permitted in a license distributed with a certain product or service or otherwise in a password-protected website for classroom use.

6

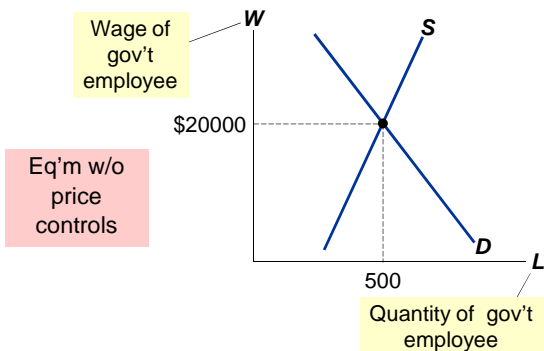
Shortages and Rationing

- With a shortage, sellers must ration the goods among buyers.
- Some rationing mechanisms: (1) Long lines (2) Discrimination according to sellers' biases
- These mechanisms are often unfair, and inefficient: the goods do not necessarily go to the buyers who value them most highly.
- In contrast, when prices are not controlled, the rationing mechanism is efficient (the goods go to the buyers that value them most highly) and impersonal (and thus fair).

© 2012 Cengage Learning. All Rights Reserved. May not be copied, scanned, or duplicated, in whole or in part, except for use as permitted in a license distributed with a certain product or service or otherwise in a password-protected website for classroom use.

7

EXAMPLE 2: The Market for Gov't Employee

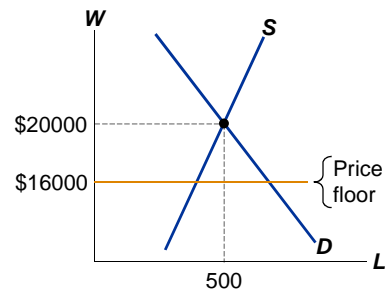


© 2012 Cengage Learning. All Rights Reserved. May not be copied, scanned, or duplicated, in whole or in part, except for use as permitted in a license distributed with a certain product or service or otherwise in a password-protected website for classroom use.

8

How Price Floors Affect Market Outcomes

A price floor below the eq'm price is **not binding** – has no effect on the market outcome.

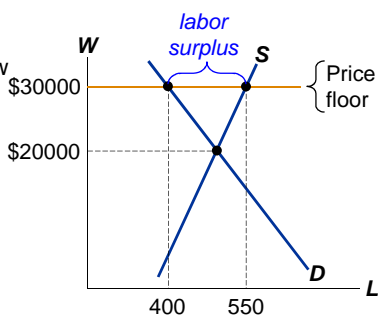


© 2012 Cengage Learning. All Rights Reserved. May not be copied, scanned, or duplicated, in whole or in part, except for use as permitted in a license distributed with a certain product or service or otherwise in a password-protected website for classroom use.

9

How Price Floors Affect Market Outcomes

The eq'm wage (\$20,000) is below the floor and therefore illegal. The floor is a **binding constraint** on the wage, causes a surplus (i.e., unemployment).

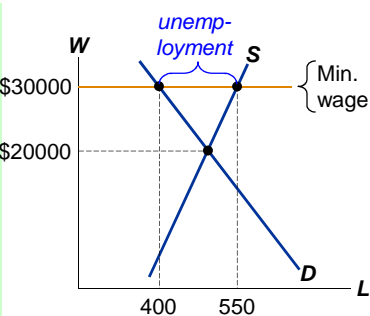


© 2012 Cengage Learning. All Rights Reserved. May not be copied, scanned, or duplicated, in whole or in part, except for use as permitted in a license distributed with a certain product or service or otherwise in a password-protected website for classroom use.

10

The Minimum Wage

Min wage laws do not affect highly skilled workers. They do affect unskilled workers (like secretaries). What is the form of unemployment for governmental employees in Taiwan?



Everyone takes the exams!

© 2012 Cengage Learning. All Rights Reserved. May not be copied, scanned, or duplicated, in whole or in part, except for use as permitted in a license distributed with a certain product or service or otherwise in a password-protected website for classroom use.

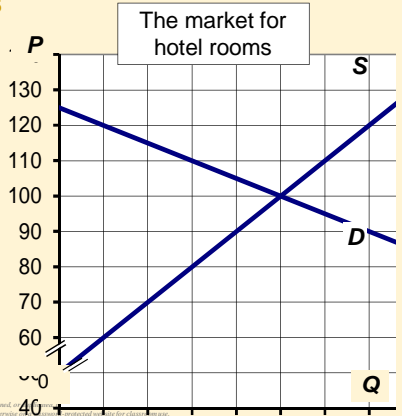
11

ACTIVE LEARNING 1

Price controls

Determine effects of:

- A. \$90 price ceiling
- B. \$90 price floor
- C. \$120 price floor



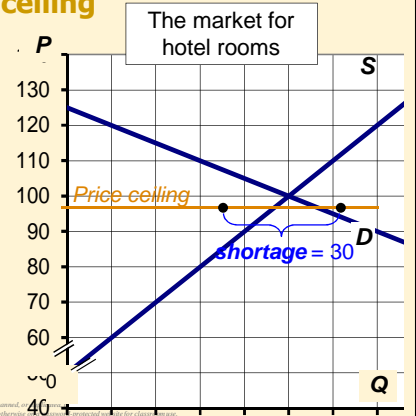
© 2012 Cengage Learning. All Rights Reserved. May not be copied, scanned, or duplicated, in whole or in part, except for use as permitted in a license distributed with a certain product or service or otherwise on a password-protected website for classroom use.

ACTIVE LEARNING 1

A. \$90 price ceiling

The price falls to \$90.

Buyers demand 120 rooms, sellers supply 90, leaving a shortage.



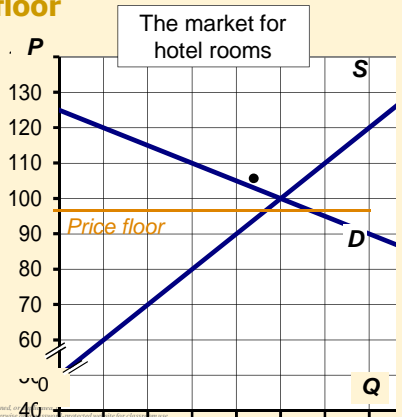
© 2012 Cengage Learning. All Rights Reserved. May not be copied, scanned, or duplicated, in whole or in part, except for use as permitted in a license distributed with a certain product or service or otherwise on a password-protected website for classroom use.

ACTIVE LEARNING 1

B. \$90 price floor

Eq'm price is above the floor, so floor is not binding.

$P = \$100$,
 $Q = 100$ rooms.



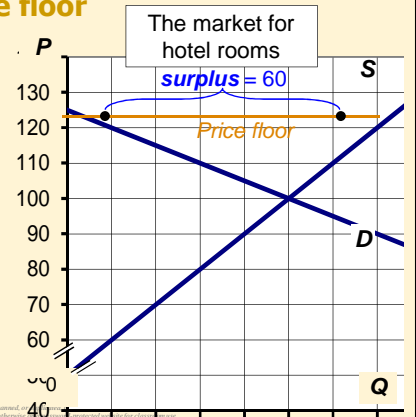
© 2012 Cengage Learning. All Rights Reserved. May not be copied, scanned, or duplicated, in whole or in part, except for use as permitted in a license distributed with a certain product or service or otherwise on a password-protected website for classroom use.

ACTIVE LEARNING 1

C. \$120 price floor

The price rises to \$120.

Buyers demand 60 rooms, sellers supply 120, causing a surplus.



© 2012 Cengage Learning. All Rights Reserved. May not be copied, scanned, or duplicated, in whole or in part, except for use as permitted in a license distributed with a certain product or service or otherwise on a password-protected website for classroom use.

Evaluating Price Controls

- Recall one of the Ten Principles from Chapter 1:
Markets are usually a good way to organize economic activity.
- Prices are the signals that guide the allocation of society's resources. This allocation is altered when policymakers restrict prices.
- Price controls often intended to help the poor, but often hurt more than help.

© 2012 Cengage Learning. All Rights Reserved. May not be copied, scanned, or duplicated, in whole or in part, except for use as permitted in a license distributed with a certain product or service or otherwise on a password-protected website for classroom use.

16

Taxes

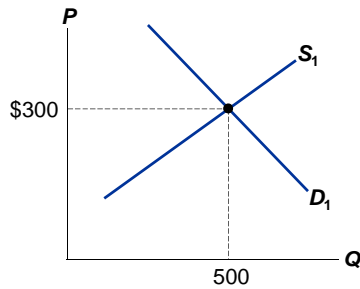
- The govt levies taxes on many goods & services to raise revenue to pay for national defense, public schools, etc.
- The govt can make buyers or sellers pay the tax.
- The tax can be a % of the good's price, or a specific amount for each unit sold.
 - For simplicity, we analyze per-unit taxes only.

© 2012 Cengage Learning. All Rights Reserved. May not be copied, scanned, or duplicated, in whole or in part, except for use as permitted in a license distributed with a certain product or service or otherwise on a password-protected website for classroom use.

17

EXAMPLE 3: The Market for Pizza

Eq'm
w/o tax



© 2012 Cengage Learning. All Rights Reserved. May not be copied, scanned, or duplicated, in whole or in part, except for use as permitted in a license distributed with a certain product or service or otherwise in a password protected website for classroom use.

18

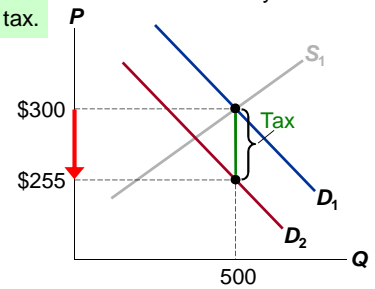
A Tax on Buyers

Hence, a tax on buyers shifts the D curve down by the amount of the tax.

P would have to fall by \$45 to make buyers willing to buy same Q as before.

E.g., if P falls from \$300 to \$255, buyers still willing to purchase 500 pizzas.

Effects of a \$45 per unit tax on buyers



© 2012 Cengage Learning. All Rights Reserved. May not be copied, scanned, or duplicated, in whole or in part, except for use as permitted in a license distributed with a certain product or service or otherwise in a password protected website for classroom use.

19

A Tax on Buyers

New eq'm:

$Q = 450$

Sellers receive

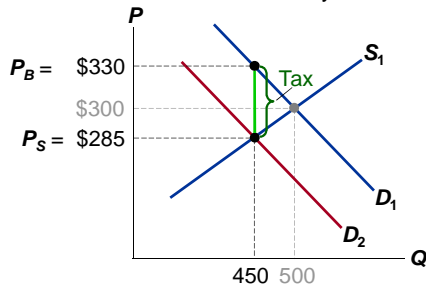
$P_S = \$285$

Buyers pay

$P_B = \$330$

Difference between them
= \$45 = tax

Effects of a \$45 per unit tax on buyers



© 2012 Cengage Learning. All Rights Reserved. May not be copied, scanned, or duplicated, in whole or in part, except for use as permitted in a license distributed with a certain product or service or otherwise in a password protected website for classroom use.

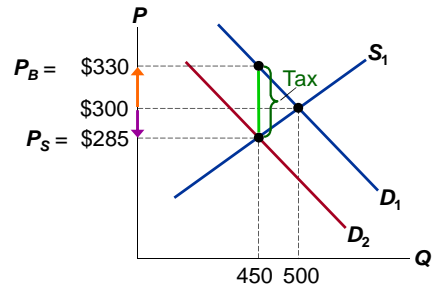
20

The Incidence of a Tax:

how the burden of a tax is shared among market participants

In our example,

buyers pay \$30 more,
sellers get \$15 less.



© 2012 Cengage Learning. All Rights Reserved. May not be copied, scanned, or duplicated, in whole or in part, except for use as permitted in a license distributed with a certain product or service or otherwise in a password protected website for classroom use.

21

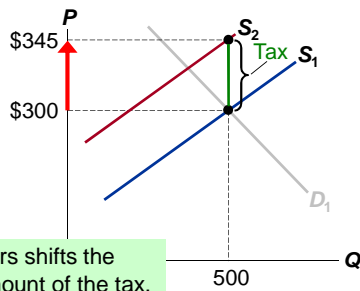
A Tax on Sellers

The tax effectively raises sellers' costs by \$45 per pizza.

Sellers will supply 500 pizzas only if P rises to \$345, to compensate for this cost increase.

Hence, a tax on sellers shifts the S curve up by the amount of the tax.

Effects of a \$45 per unit tax on sellers



© 2012 Cengage Learning. All Rights Reserved. May not be copied, scanned, or duplicated, in whole or in part, except for use as permitted in a license distributed with a certain product or service or otherwise in a password protected website for classroom use.

22

A Tax on Sellers

New eq'm:

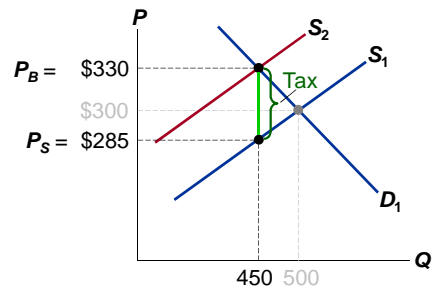
$Q = 450$

Buyers pay
 $P_B = \$330$

Sellers receive
 $P_S = \$285$

Difference between them
= \$45 = tax

Effects of a \$45 per unit tax on sellers



© 2012 Cengage Learning. All Rights Reserved. May not be copied, scanned, or duplicated, in whole or in part, except for use as permitted in a license distributed with a certain product or service or otherwise in a password protected website for classroom use.

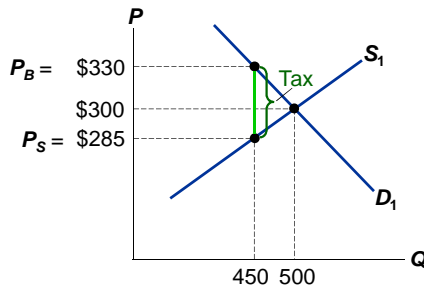
23

The Outcome Is the Same in Both Cases!

The effects on P and Q , and the tax incidence are the same whether the tax is imposed on buyers or sellers!

What matters is this:

A tax drives a wedge between the price buyers pay and the price sellers receive.



© 2012 Cengage Learning. All Rights Reserved. May not be copied, scanned, or duplicated, in whole or in part, except for use as permitted in a license distributed with a certain product or service or otherwise in a password-protected website for classroom use.

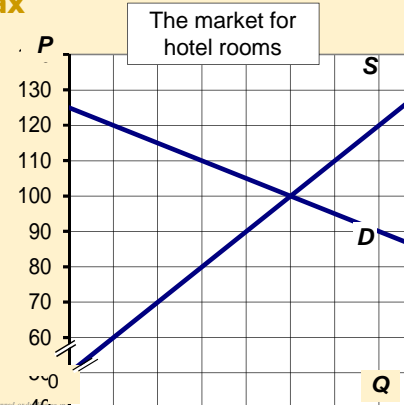
24

ACTIVE LEARNING 2

Effects of a tax

Suppose gov't imposes a tax on buyers of \$30 per room.

Find new Q , P_B , P_S , and incidence of tax.



© 2012 Cengage Learning. All Rights Reserved. May not be copied, scanned, or duplicated, in whole or in part, except for use as permitted in a license distributed with a certain product or service or otherwise in a password-protected website for classroom use.

ACTIVE LEARNING 2

Answers

$Q = 80$

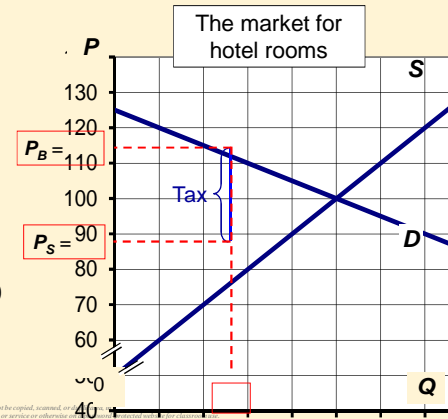
$P_B = \$110$

$P_S = \$80$

Incidence

buyers: \$10

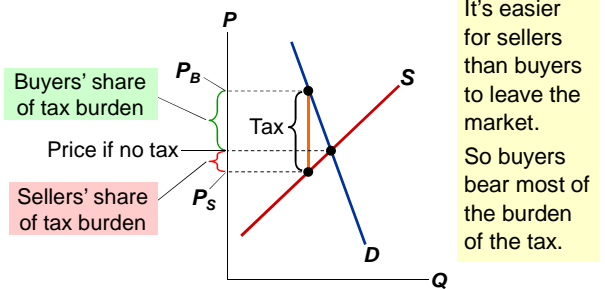
sellers: \$20



© 2012 Cengage Learning. All Rights Reserved. May not be copied, scanned, or duplicated, in whole or in part, except for use as permitted in a license distributed with a certain product or service or otherwise in a password-protected website for classroom use.

Elasticity and Tax Incidence

CASE 1: Supply is more elastic than demand

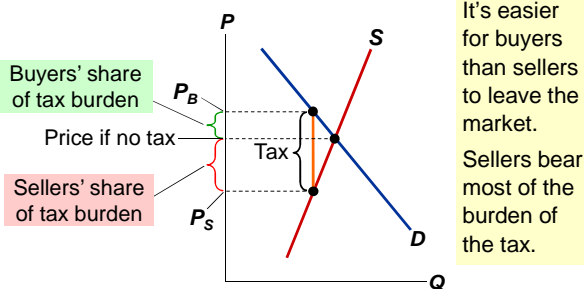


© 2012 Cengage Learning. All Rights Reserved. May not be copied, scanned, or duplicated, in whole or in part, except for use as permitted in a license distributed with a certain product or service or otherwise in a password-protected website for classroom use.

27

Elasticity and Tax Incidence

CASE 2: Demand is more elastic than supply



© 2012 Cengage Learning. All Rights Reserved. May not be copied, scanned, or duplicated, in whole or in part, except for use as permitted in a license distributed with a certain product or service or otherwise in a password-protected website for classroom use.

28

CASE STUDY: Who Pays the Cigarette Tax?

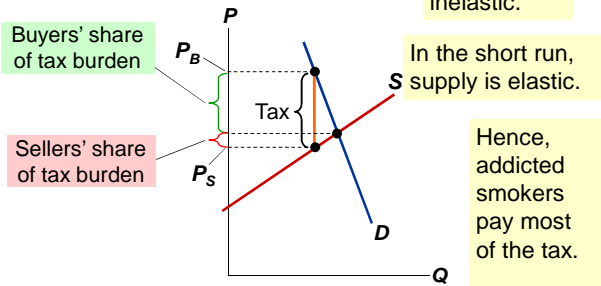
- 2006: Taiwan's Legislative Yuan increased the cigarette tax by \$5.
- Goal: raise revenue from those "evil" and wealthy cigarette companies...
- But who really pays this tax?

© 2012 Cengage Learning. All Rights Reserved. May not be copied, scanned, or duplicated, in whole or in part, except for use as permitted in a license distributed with a certain product or service or otherwise in a password-protected website for classroom use.

29

CASE STUDY: Who Pays the Cigarette Tax?

The market for cigarettes



© 2012 Cengage Learning. All Rights Reserved. May not be copied, scanned, or duplicated, in whole or in part, except for use as permitted in a license distributed with a certain product or service or otherwise in a password-protected website for classroom use.

30

ACTIVE LEARNING 3

The 2011 payroll tax cut

- Prior to 2011, the Social Security payroll tax was 6.2% taken from workers' pay and 6.2% paid by employers (total 12.4%).
- The Tax Relief Act (2010) reduces the worker's portion from 6.2% to 4.2% (for 2011 only), but leaves the employer's portion at 6.2%.

QUESTION:

Will the typical worker's take-home pay rise by exactly 2%, more than 2%, or less than 2%? Do any elasticities affect your answer? Explain.

© 2012 Cengage Learning. All Rights Reserved. May not be copied, scanned, or duplicated, in whole or in part, except for use as permitted in a license distributed with a certain product or service or otherwise in a password-protected website for classroom use.

ACTIVE LEARNING 3

Answers

- As long as labor supply and labor demand both have price elasticity > 0 , the tax cut will be shared by workers and employers, i.e., workers' take-home pay will rise less than 2%.
- The answer does NOT depend on whether labor demand is more or less elastic than labor supply.

FOLLOW-UP QUESTION:

Who gets the bigger share of this tax cut, workers or employers? How do elasticities determine the answer?

© 2012 Cengage Learning. All Rights Reserved. May not be copied, scanned, or duplicated, in whole or in part, except for use as permitted in a license distributed with a certain product or service or otherwise in a password-protected website for classroom use.

ACTIVE LEARNING 3

Answers to follow-up question

- If labor demand is more elastic than labor supply, workers get more of the tax cut than employers.
- If labor demand is less elastic than labor supply, employers get the larger share of the tax cut.

© 2012 Cengage Learning. All Rights Reserved. May not be copied, scanned, or duplicated, in whole or in part, except for use as permitted in a license distributed with a certain product or service or otherwise in a password-protected website for classroom use.

CONCLUSION: Government Policies and the Allocation of Resources

- Each of the policies in this chapter affects the allocation of society's resources.
 - **Example 1:** A tax on pizza reduces eq'm Q . With less production of pizza, resources (workers, ovens, cheese) will become available to other industries.
 - **Example 2:** A binding minimum wage causes a surplus of workers, a waste of resources.
- So, it's important for policymakers to apply such policies very carefully.

© 2012 Cengage Learning. All Rights Reserved. May not be copied, scanned, or duplicated, in whole or in part, except for use as permitted in a license distributed with a certain product or service or otherwise in a password-protected website for classroom use.

34

SUMMARY

- A price ceiling is a legal maximum on the price of a good. An example is rent control. If the price ceiling is below the eq'm price, it is binding and causes a shortage.
- A price floor is a legal minimum on the price of a good. An example is the minimum wage. If the price floor is above the eq'm price, it is binding and causes a surplus. The labor surplus caused by the minimum wage is unemployment.

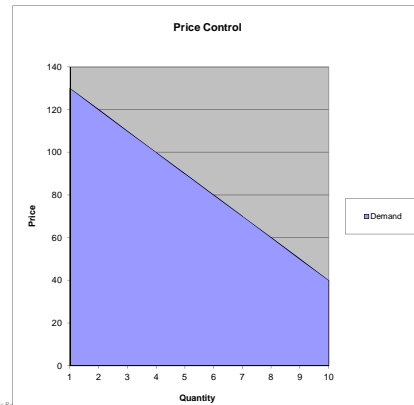
© 2012 Cengage Learning. All Rights Reserved. May not be copied, scanned, or duplicated, in whole or in part, except for use as permitted in a license distributed with a certain product or service or otherwise in a password-protected website for classroom use.

SUMMARY

- A tax on a good places a wedge between the price buyers pay and the price sellers receive, and causes the eq'm quantity to fall, whether the tax is imposed on buyers or sellers.
- The incidence of a tax is the division of the burden of the tax between buyers and sellers, and does not depend on whether the tax is imposed on buyers or sellers.
- The incidence of the tax depends on the price elasticities of supply and demand.

© 2012 Cengage Learning. All Rights Reserved. May not be copied, scanned, or duplicated, in whole or in part, except for use as permitted in a license distributed with a certain product or service or otherwise on a password-protected website for classroom use.

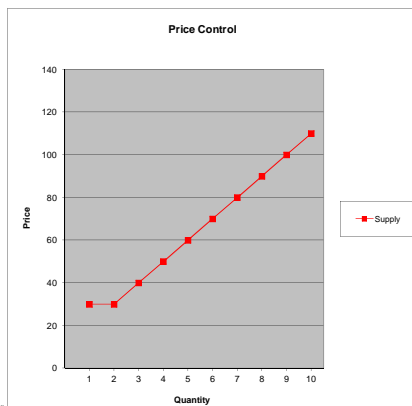
Price Control



© 2012 Cengage Learning. All Rights Reserved. May not be copied, scanned, or duplicated, in whole or in part, except for use as permitted in a license distributed with a certain product or service or otherwise on a password-protected website for classroom use.

37

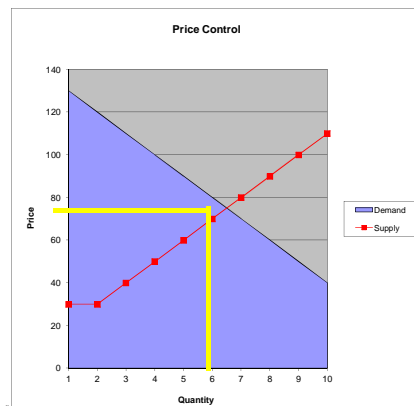
Price Control



© 2012 Cengage Learning. All Rights Reserved. May not be copied, scanned, or duplicated, in whole or in part, except for use as permitted in a license distributed with a certain product or service or otherwise on a password-protected website for classroom use.

38

Price Control



© 2012 Cengage Learning. All Rights Reserved. May not be copied, scanned, or duplicated, in whole or in part, except for use as permitted in a license distributed with a certain product or service or otherwise on a password-protected website for classroom use.

39

Price Control and Taxation

- Markets are “good”?
- Price control is “bad”!
- Homework: Mankiw, Ch. 6, pp.129-131, Problem 3, 8, 9, 10, 11, 12

© 2012 Cengage Learning. All Rights Reserved. May not be copied, scanned, or duplicated, in whole or in part, except for use as permitted in a license distributed with a certain product or service or otherwise on a password-protected website for classroom use.

40

Additional Homework Questions

- **True or False.** A price ceiling on wheat would cause the price of bread to fall.
- **True or False.** Dell computers contain hard drives made by other manufacturers. If Dell made its own hard drives, Dell computers would be cheaper.

© 2012 Cengage Learning. All Rights Reserved. May not be copied, scanned, or duplicated, in whole or in part, except for use as permitted in a license distributed with a certain product or service or otherwise on a password-protected website for classroom use.

41