

CHAPTER 9

## Application: International Trade

PRINCIPLES OF  
**Economics**  
N. Gregory Mankiw

Premium PowerPoint Slides  
by Ron Cronovich  
Modified by Joseph Tao-yi Wang

© 2010 South-Western, a part of Cengage Learning, all rights reserved. 2010 update

### In this chapter, look for the answers to these questions:

- What determines how much of a good a country will import or export?
- Who benefits from trade? Who does trade harm? Do the gains outweigh the losses?
- If policymakers restrict imports, who benefits? Who is harmed? Do the gains from restricting imports outweigh the losses?
- What are some common arguments for restricting trade? Do they have merit?

1

### Introduction

- Recall from Chapter 3:  
A country has a **comparative advantage** in a good if it produces the good at lower opportunity cost than other countries.  
Countries can gain from trade if each exports the goods in which it has a comparative advantage.
- Now we apply the tools of welfare economics to see where these gains come from and who gets them.

APPLICATION: INTERNATIONAL TRADE

2

### The World Price and Comparative Advantage

- $P_W$  = the **world price** of a good, the price that prevails in world markets
- $P_D$  = domestic price without trade
- If  $P_D < P_W$ ,
  - country has comparative advantage in the good
  - under free trade, country exports the good
- If  $P_D > P_W$ ,
  - country does not have comparative advantage
  - under free trade, country imports the good

APPLICATION: INTERNATIONAL TRADE

3

### The Small Economy Assumption

- A small economy (like Taiwan) is a **price taker** in world markets: Its actions have no effect on  $P_W$ .
- Not always true – especially for the U.S. – but simplifies the analysis without changing its lessons.
- When a small economy engages in free trade,  $P_W$  is the only relevant price:
  - No seller would accept less than  $P_W$ , since she could sell the good for  $P_W$  in world markets.
  - No buyer would pay more than  $P_W$ , since he could buy the good for  $P_W$  in world markets.

APPLICATION: INTERNATIONAL TRADE

4

### A Country That Exports Soybeans

Without trade,

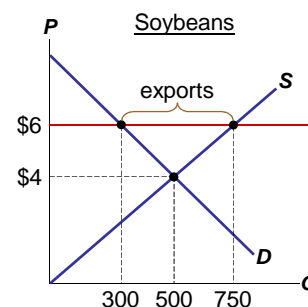
$$P_D = \$4$$

$$Q = 500$$

 $P_W = \$6$ 

Under free trade,

- domestic consumers demand 300
- domestic producers supply 750
- exports = 450



APPLICATION: INTERNATIONAL TRADE

5

### Soybean Trade: Fact Sheet - 2008

- U.S. produced 3 billion bushels of soybeans
  - Equal to amount of international trade in soybeans
- Provided 70% US edible consumption of fats & oils
- Average price = \$9.25/bushel
  - Total size of US soybean market = \$27.3 billion
- U.S. exported 1.2 billion bushels (40% inter. Trade)
- The biggest purchasers of U.S. soybeans are:
  - China (\$7.2 billion),
  - Mexico (\$1.7 billion),
  - Japan (\$1.3 billion), and Europe (\$1.6 billion).

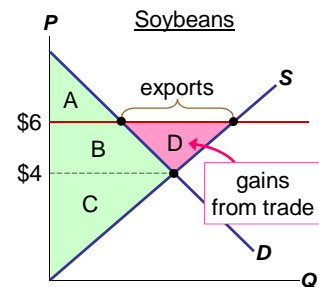
APPLICATION: INTERNATIONAL TRADE

6

### A Country That Exports Soybeans

Without trade,  
 $CS = A + B$   
 $PS = C$   
 Total surplus  
 $= A + B + C$

With trade,  
 $CS = A$   
 $PS = B + C + D$   
 Total surplus  
 $= A + B + C + D$



APPLICATION: INTERNATIONAL TRADE

7

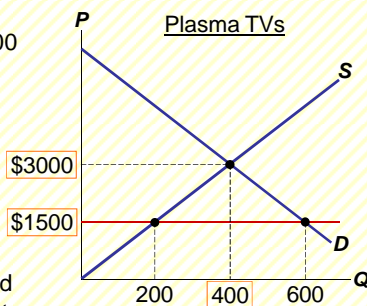
### ACTIVE LEARNING 1 Analysis of trade

Without trade,  
 $P_D = \$3000$ ,  $Q = 400$

In world markets,  
 $P_W = \$1500$

Under free trade,  
 how many TVs  
 will the country  
 import or export?

Identify CS, PS, and  
 total surplus without  
 trade, and with trade.

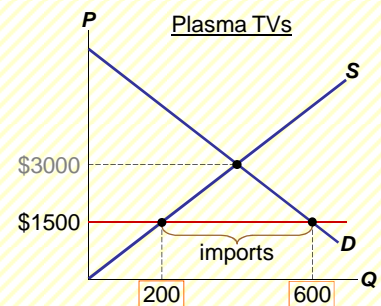


8

### ACTIVE LEARNING 1 Answers

Under free trade,

- domestic consumers demand 600
- domestic producers supply 200
- imports = 400

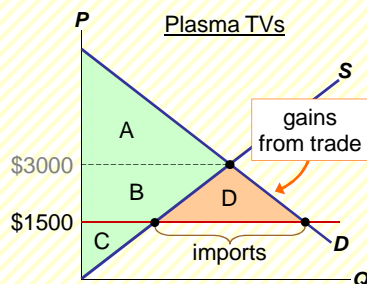


9

### ACTIVE LEARNING 1 Answers

Without trade,  
 $CS = A$   
 $PS = B + C$   
 Total surplus  
 $= A + B + C$

With trade,  
 $CS = A + B + D$   
 $PS = C$   
 Total surplus  
 $= A + B + C + D$



10

### Summary: The Welfare Effects of Trade

|                    | $P_D < P_W$ | $P_D > P_W$ |
|--------------------|-------------|-------------|
| direction of trade | exports     | imports     |
| consumer surplus   | falls       | rises       |
| producer surplus   | rises       | falls       |
| total surplus      | rises       | rises       |

*Whether a good is imported or exported,  
 trade creates winners and losers.  
 But the gains exceed the losses.*

APPLICATION: INTERNATIONAL TRADE

11

### Other Benefits of International Trade

- Consumers enjoy increased variety of goods.
- Producers sell to a larger market, may achieve lower costs by producing on a larger scale.
- Competition from abroad may reduce market power of domestic firms, which would increase total welfare.
- Trade enhances the flow of ideas, facilitates the spread of technology around the world.

APPLICATION: INTERNATIONAL TRADE

12

### Then Why All the Opposition to Trade?

- Recall one of the Ten Principles from Chapter 1:  
*Trade can make everyone better off.*
- The winners from trade could compensate the losers and still be better off.
- Yet, such compensation rarely occurs.
- The losses are often highly concentrated among a small group of people, who feel them acutely.  
The gains are often spread thinly over many people, who may not see how trade benefits them.
- Hence, the losers have more incentive to organize and lobby for restrictions on trade.

APPLICATION: INTERNATIONAL TRADE

13

### Tariff: An Example of a Trade Restriction

- Tariff:** a tax on imports
- Example: Cotton shirts  
 $P_W = \$20$   
Tariff:  $T = \$10/\text{shirt}$   
Consumers must pay \$30 for an imported shirt.  
So, domestic producers can charge \$30 per shirt.
- In general, the price facing domestic buyers & sellers equals  $(P_W + T)$ .

APPLICATION: INTERNATIONAL TRADE

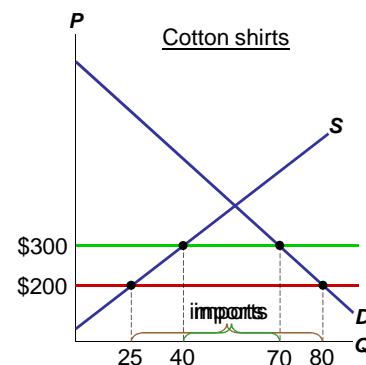
14

### Analysis of a Tariff on Cotton Shirts

$P_W = \$200$

Free trade:  
buyers demand 80  
sellers supply 25  
imports = 55

$T = \$100/\text{shirt}$   
price rises to \$300  
buyers demand 70  
sellers supply 40  
imports = 30



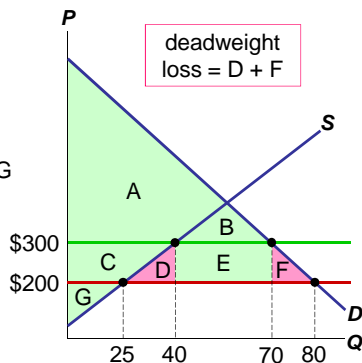
APPLICATION: INTERNATIONAL TRADE

15

### Analysis of a Tariff on Cotton Shirts

Free trade  
CS = A + B + C + D + E + F  
PS = G  
Total surplus = A + B + C + D + E + F + G

Tariff  
CS = A + B + C + E + F  
PS = C + G  
Revenue = E  
Total surplus = A + B + C + E + F + G



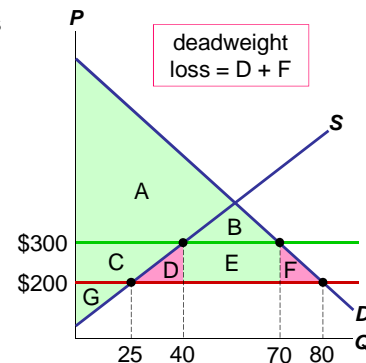
APPLICATION: INTERNATIONAL TRADE

16

### Analysis of a Tariff on Cotton Shirts

D = deadweight loss from the overproduction of shirts

F = deadweight loss from the under-consumption of shirts



APPLICATION: INTERNATIONAL TRADE

17

### Import Quotas: Another Way to Restrict Trade

- An **import quota** is a quantitative limit on imports of a good.
- Mostly has the same effects as a tariff:
  - Raises price, reduces quantity of imports.
  - Reduces buyers' welfare.
  - Increases sellers' welfare.
- A tariff creates revenue for the govt. A quota creates profits for the foreign producers of the imported goods, who can sell them at higher price.
- Or, govt could auction licenses to import to capture this profit as revenue. Usually it does not.

APPLICATION: INTERNATIONAL TRADE

18

### In the News: Textile Imports from China

On 12/31/2004, U.S. quotas on apparel & textile products expired.

During Jan 2005: The U.S. textile industry & labor unions fought for new trade restrictions. The National Retail Federation opposed any restrictions.



November 2005: Bush administration agreed to limit growth in imports from China.

APPLICATION: INTERNATIONAL TRADE

19

### Arguments for Restricting Trade

#### 1. The jobs argument

Trade destroys jobs in industries that compete with imports.

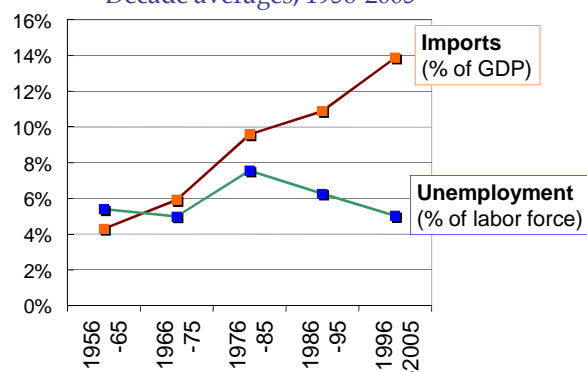
#### Economists' response:

Look at the data to see whether rising imports cause rising unemployment...

APPLICATION: INTERNATIONAL TRADE

20

### U.S. Imports & Unemployment, Decade averages, 1956-2005



APPLICATION: INTERNATIONAL TRADE

21

### Arguments for Restricting Trade

#### 1. The jobs argument

Trade destroys jobs in the industries that compete against imports.

#### Economists' response:

Total unemployment does not rise as imports rise, because job losses from imports are offset by job gains in export industries.

Even if *all* goods could be produced more cheaply abroad, the country need only have a *comparative* advantage to have a viable export industry and to gain from trade.

APPLICATION: INTERNATIONAL TRADE

22

### Arguments for Restricting Trade

#### 2. The national security argument

An industry vital to national security should be protected from foreign competition, to prevent dependence on imports that could be disrupted during wartime.

#### Economists' response:

Fine, as long as we base policy on true security needs.

But producers may exaggerate their own importance to national security to obtain protection from foreign competition.

APPLICATION: INTERNATIONAL TRADE

23

## Arguments for Restricting Trade

### 3. The infant-industry argument

A new industry argues for temporary protection until it is mature and can compete with foreign firms.

#### *Economists' response:*

Difficult for govt to determine which industries will eventually be able to compete and whether benefits of establishing these industries exceed cost to consumers of restricting imports.

Besides, if a firm will be profitable in the long run, it should be willing to incur temporary losses.

APPLICATION: INTERNATIONAL TRADE

24

## Arguments for Restricting Trade

### 4. The unfair-competition argument

Producers argue their competitors in another country have an unfair advantage, e.g. due to govt subsidies.

#### *Economists' response:*

Great! Then we can import extra-cheap products subsidized by the other country's taxpayers.

The gains to our consumers will exceed the losses to our producers.

APPLICATION: INTERNATIONAL TRADE

25

## Arguments for Restricting Trade

### 5. The protection-as-bargaining-chip argument

Example: The U.S. can threaten to limit imports of French wine unless France lifts their quotas on American beef.

#### *Economists' response:*

Suppose France refuses. Then the U.S. must choose between two bad options:

- A) Restrict imports from France, which reduces welfare in the U.S.
- B) Don't restrict imports, which reduces U.S. credibility.

APPLICATION: INTERNATIONAL TRADE

26

## Trade Agreements

- A country can liberalize trade with
  - unilateral reductions in trade restrictions
  - multilateral agreements with other nations
- Examples of trade agreements:
  - North American Free Trade Agreement (NAFTA), 1993
  - General Agreement on Tariffs and Trade (GATT), ongoing
- World Trade Organization (WTO), est. 1995, enforces trade agreements, resolves disputes
- ECFA: "Special" FTA between Taiwan and China

APPLICATION: INTERNATIONAL TRADE

27

## CHAPTER SUMMARY

- A country will export a good if the world price of the good is higher than the domestic price without trade. Trade raises producer surplus, reduces consumer surplus, and raises total surplus.
- A country will import a good if the world price is lower than the domestic price without trade. Trade lowers producer surplus but raises consumer and total surplus.
- A tariff benefits producers and generates revenue for the govt, but the losses to consumers exceed these gains.

28

## CHAPTER SUMMARY

- Common arguments for restricting trade include: protecting jobs, defending national security, helping infant industries, preventing unfair competition, and responding to foreign trade restrictions.

Some of these arguments have merit in some cases, but economists believe free trade is usually the better policy.

29

### **Application: International Trade**

- Imports benefit consumers
- Exports benefit producers
- Trade benefit the entire economy
  
- Should Taiwan sign FTA or ECFA with other countries?
  
- Homework: Mankiw, ch. 9, pp. 196-199, Problem 2, 5, 9, 11, 12, 13