

Experimental Economics

實驗經濟學

Joseph Tao-yi Wang
2/21/2014

3 Cores of Economics 經濟學三大核心方法論

- Micro, Macro, Metrics (個體，總體，計量)?
 - Because of 1st year course (因為是博一必修)?
- Economic Theory (經濟理論/模型建構)
 - Mathematical/graphical/verbal models
 - (數學模型、圖形模型、嘴砲模型)
- Data Analysis (資料分析/計量方法)
 - Statistical methods, graphs (統計方法、製作圖表)
- Data Collection (資料取得)
 - Surveys, experimental methods, requesting for data
 - (問卷調查、實驗方法、索取資料的管道)

Experimental Economics, Behavioral Game Theory

實驗經濟學與行為賽局論

Joseph Tao-yi Wang
2/21/2014

What's Experimental Economics? 何謂實驗經濟學

- Science (科學的定義): (Merriam-Webster)
 - “knowledge or a system of knowledge covering general truths or the operation of general laws especially as obtained and tested through scientific method.”
 - 用來描述普遍真理或普遍法則如何運行的系統性知識，特別是用科學方法獲得與檢驗的知識
- What is the “**Scientific Method**”?
 - 何謂「科學方法」？

Scientific Methods (Wikipedia) 科學方法

- “The scientific method seeks to explain the events of nature in a reproducible way, and to use these reproductions to make useful predictions. It is done through
- observation of natural phenomena, and/or through experimentation that tries to simulate natural events under controlled conditions.”
 - 科學方法希望用可重複驗證的方式來解釋自然現象，並用此來做有用的預測。達成方式包含觀察自然發生的現象，以及用實驗在控制條件下產生自然發生的現象。

What's Experimental Economics? 何謂實驗經濟學

- Observation (觀察) vs. experimentation (實驗)
- Experimental Economics is a method of economics that seeks “experimentation that tries to simulate natural (economic) events under controlled conditions”
 - 實驗經濟學是經濟學的一種研究方法，目的是要「用實驗在控制條件下產生自然發生的現象」
- Other empirical work are “observation of natural (economic) phenomena”
 - 其他實證方法則是「觀察自然發生的經濟現象」

The Two Traditions of EE (實驗經濟學的兩大傳統)

- Two Nobel Laureates of 2002 (兩位諾獎得主)
- **Vernon Smith** (臥龍·史密斯)
 - Market Experiments (市場實驗)
 - Experimental Economics = Economic Science
 - (實驗經濟學 = (唯一的)經濟科學)
- **Daniel Kahneman** (丹尼·卡尼曼)
 - “Psychology and Economics”
 - aka “Behavioral Economics” (see next slide)
 - 結合心理學與經濟學(又稱「行為經濟學」)
- The two traditions interacted and grew...
 - 兩大傳統互相影響、一起成長...

What's "Behavioral Economics"? 何謂「行為經濟學」

- Isn't "Economics" by definition "Behavioral"?
 - 經濟學的目的不就是要解釋人類的行為嗎？
- What is "Non-behavioral Economics"?
 - (到底甚麼算是「非行為經濟學」嗎?)
 - "Bad" economics? 那應該叫「不好的經濟學」!
- Non-behavioral Economics doesn't exist!
 - (「非行為經濟學」有定義上的矛盾!)
 - Though "Experimental Economics" and "Behavioral Game Theory" are fine...
 - 「實驗經濟學」與「行為賽局論」沒問題?!

The Two Traditions of EE (實驗經濟學的兩大傳統)

1. Market Experiments/Design (市場實驗/設計)

- How Adam Smith's "invisible hand" really works
 - (在實際市場中「看不見的手」如何運作)

2. Behavioral Game Theory (行為賽局論)

- What players actually do in games
 - (在賽局中真實的人如何做決定)

Like the Two Traditions in Economic Theory

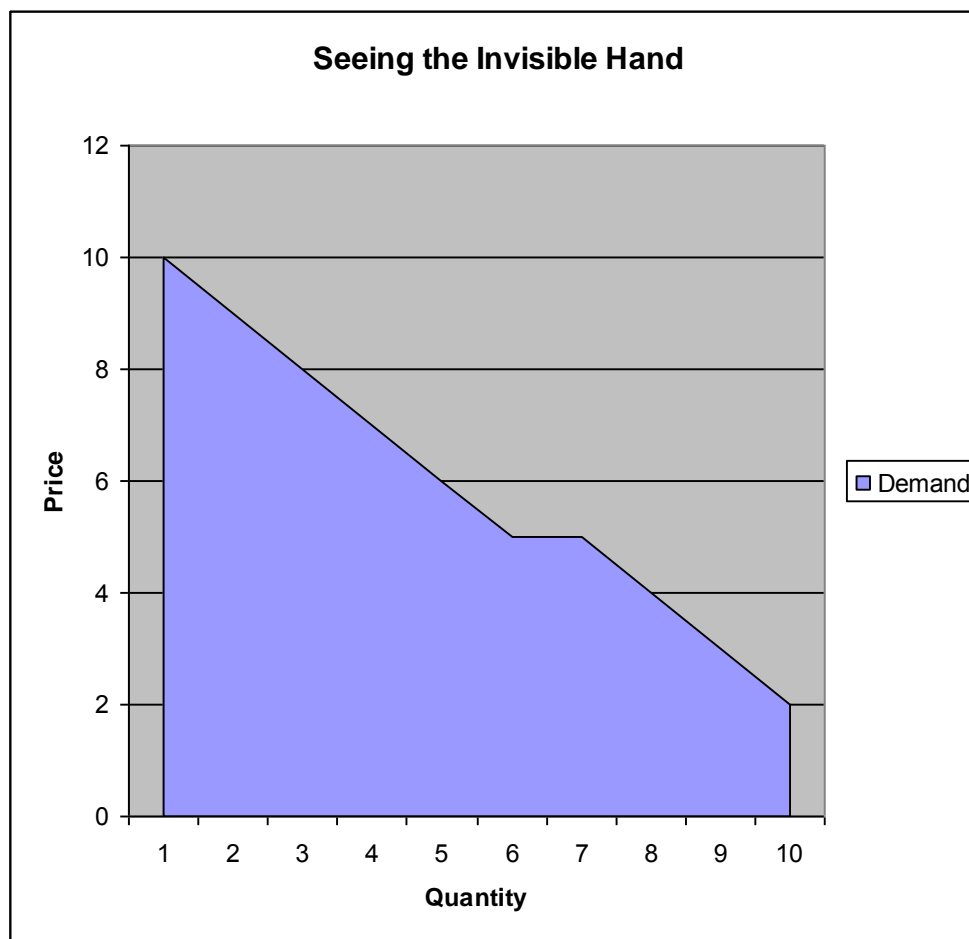
- (正如經濟理論兩大傳統):
 - General Equilibrium Theory (全面均衡理論)
 - Game Theory (賽局論)

Market Experiments and Market Design

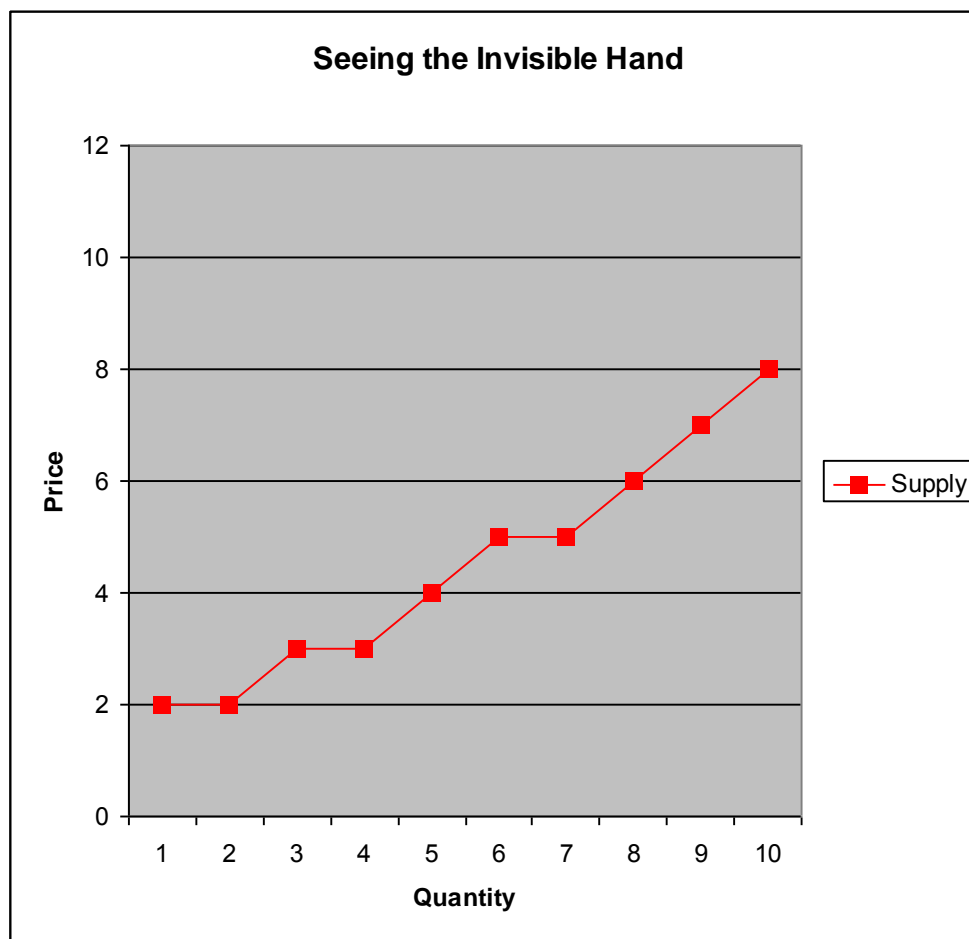
– 市場實驗與市場設計

- **The Pit Market** (交易坑市場)
 - Chamberlin (JPE, 1948) 張伯倫
 - Smith (JPE, 1962) 臥龍·史密斯
- **Experiment: Seeing the Invisible Hand**
 - (課堂實驗：發現看不見的手)
 - Ran in Principles of Microeconomics Class
 - (在大一經濟學原理有做過)
 - See instructions (請見實驗說明)

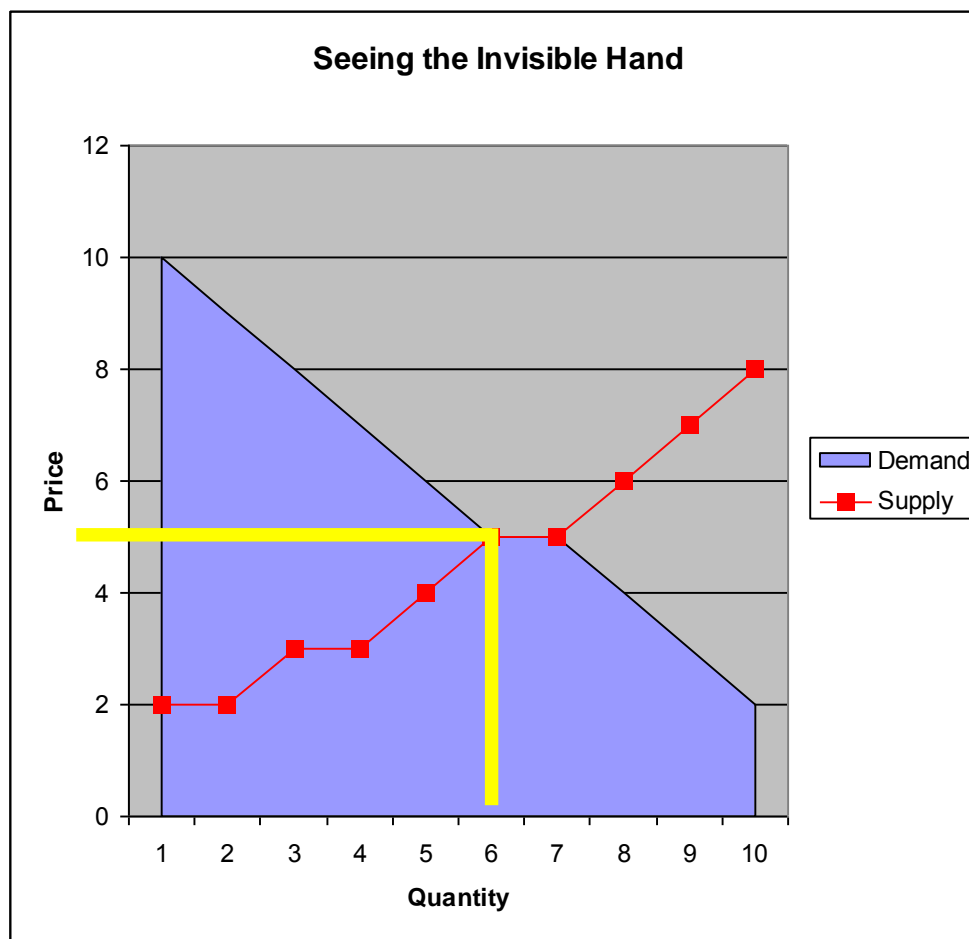
Seeing the Invisible Hand (發現看不見的手)



Seeing the Invisible Hand (發現看不見的手)



Seeing the Invisible Hand (發現看不見的手)



Seeing the Invisible Hand (發現看不見的手)

- Prices (成交價格)
 - 07F Economics I 經濟學一
- Pit Market (交易坑市場)
 - A: 6, 6, 6, 8, 5, 6, 6
 - B: 5, 5, 4, 6, 6, 6, 7
- Double Auction (雙邊喊價市場)
 - A: 5, 5, 5, 5, 5
 - B: 5, 5, 6, 6, 6
 - C: 4, 5, 5, 6, 5, 5

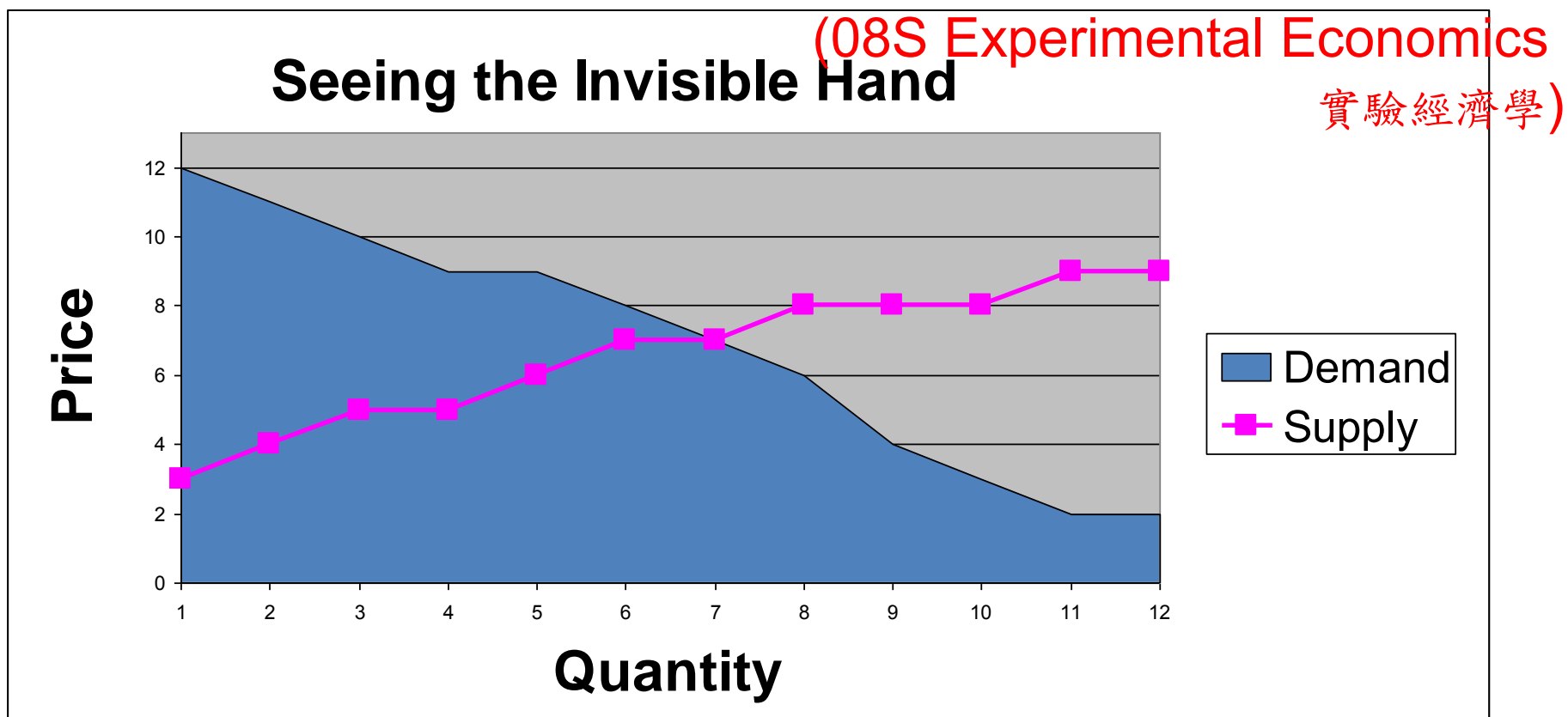


Seeing the Invisible Hand (發現看不見的手)

回合		價格	買方利潤	賣方利潤
交易坑1	平均值	6.1	1	2
	變異數	0.8	5.3	2.7
交易坑2	平均值	5.6	1.6	2.1
	變異數	1.0	1.3	1.5
雙邊 喊價1	平均值	5	3	2.2
	變異數	0	2.5	0.7
雙邊 喊價2	平均值	5.6	2.4	2.2
	變異數	0.3	2.8	1.2
雙邊 喊價3	平均值	5	2.5	1.8
	變異數	0.4	2.3	0.6

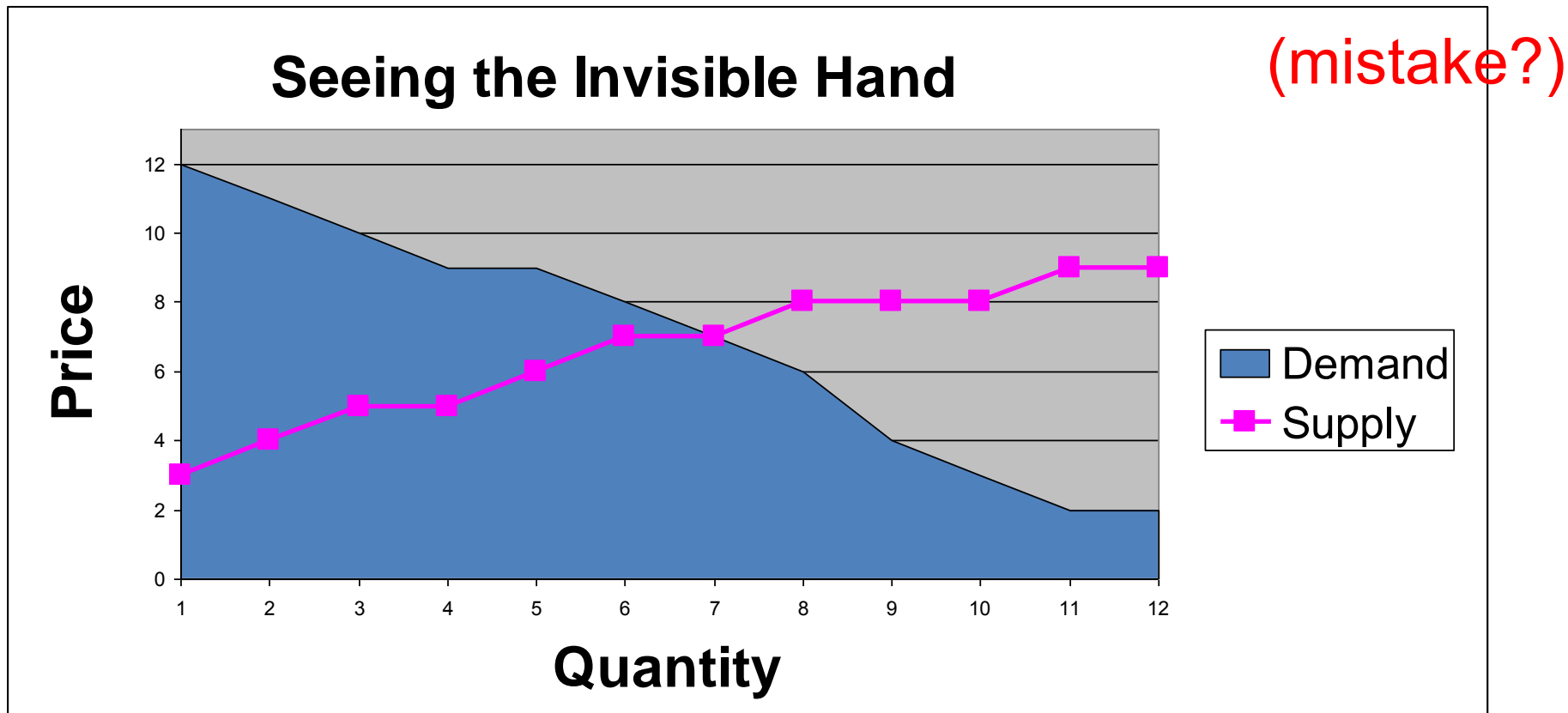
Seeing the Invisible Hand (發現看不見的手)

- Pit Market (交易坑市場) 1: 5, 6, 5, 3, 8, 8, 8
- Pit Market (交易坑市場) 2: 6, 4, 8, 4, 6, 7, 7, 7, 5



Seeing the Invisible Hand (發現看不見的手)

- Double Auction (雙邊喊價市場) 1: 6, 10, 7, 7, 7, 8, 8, 7
- Double Auction (雙邊喊價市場) 2 : 7, 6, 6, 6, 6, 7, 7, 7



Market Design: Nobel Prize of 2012

– 市場設計：2012年瑞典央行紀念諾貝爾經濟科學獎得主

- **Lloyd S. Shapley** (夏普利)

- Gale-Shapley algorithm to find stable matches in matching markets (提出演算法來求配對分發市場的穩定解)

- **Alvin E. Roth (AER!)** (艾文·羅斯)

- Test this in the lab (在「實驗室」中驗證夏普利的理論)

- Take this to the field (在「現場」設計穩定配對分發制度)

- Medical Residents, School Choice, Kidney Exchange... (實習醫生、學校分發、器官交換市場等等)

Outline: Behavioral Game Theory 行為賽局論

1. What's Game Theory Good for?

– (賽局論有甚麼用?)

2. Three Examples (三個例子):

1. Ultimatum Bargaining (最後通牒談判實驗)
2. Continental Divide (產業發展分水嶺實驗)
3. Beauty Contests (選美結果猜測實驗)

3. Experimental Regularity and Behavioral Game Theory (一致的實驗結果與行為賽局論)

4. Conclusion (結論)

What is Game Theory? 何謂賽局論?

- Game Theory: What happens if people/nations interact. (賽局論研究「人們」互動的結果)
- Game (賽局): Taxonomy of strategic situations
 - 需要籌思對策的各種情境
 - Strategies (策略), Players (參與者), Payoffs (報酬)
- Important Milestones (重要里程碑)
 - **GEB**: Von Neumann & Morgenstern (1944)
 - **Nash Equilibrium** (奈許均衡): Nash (PNAS, 1950)
 - **Asymmetric information as Types** (把資訊不透明看作每個人有不同類型): Harsanyi (MS, 1967-68)

What is Game Theory? 何謂賽局論?

- Power of game theory: Generality/precision
 - 賽局論能廣泛應用在不同的領域，也能做精確的預測
- Analytical Game Theory (數學賽局「論」)
 - Mathematical derivations of what players with different cognitive capabilities are likely to do
 - 用數學分析不同聰明程度的玩家在不同的賽局採取何種對策
- Possible Problem: Highly mathematical/barrier
- Bigger Problem (可能的問題是需要很多數學，但更大的問題是)
 - Based on introspection and guesses, not observations about how people actually play
 - 根據數學家的自我想像與猜測，而非人們實際上怎麼做

What's Behavioral Game Theory? 何謂行為賽局論

- Von Neumann and Morgenstern (1944):
- “Our knowledge of the relevant facts of economics is incomparably smaller than that commanded in physics at the time when mathematization of that subject was achieved...
 - 「跟物理學(在三百年前)數理化的時候相比，目前我們對於跟經濟學相關的事實和實證結果真的知道太少了！……

What's Behavioral Game Theory? 何謂行為賽局論

- Von Neumann and Morgenstern (1944):
- “It would have been absurd in physics to expect Kepler and Newton without Tycho Brahe---and...
 - 「在物理學上，要是沒有泰谷的天文觀測紀錄，刻卜勒和牛頓不可能寫出行星運動定律。……
- “...there is no reason to hope for an easier development in economics.”
 - 「……同樣地，如果沒有足夠資料，經濟學如何有同樣的發展？當然不可能！」

What is Game Theory Good For? 賽局論有啥用

- Is Game Theory meant to 賽局論可以
 - **Predict** what people do, (預測人們的行為)
 - **Explain** why people act this ways, (解釋人們的行為)
 - **Advise** people what to do? (建議人們該怎麼做)
- Case (實例): auction theory & real world auctions
 - Auction Theory (拍賣理論)
vs. Experimental Evidence (實驗結果)
 - Auction Theory (拍賣理論)
vs. Real world auction design (拍賣制度設計)

Three Examples 三個例子

- BGT: what players actually do
 - (行為賽局論：人們實際怎麼做)
 - By utilizing results from hundreds of experiments
根據上百個「爾虞我詐」的實驗結果
- 1. Ultimatum Bargaining (最後通牒談判實驗)
- 2. Beauty Contests (選美結果預測實驗)
- 3. Continental Divide (產業發展分水嶺實驗)

Three Examples 三個例子

- Goal: Show how BGT can explain what people do more accurately by **extending** analytical game theory to include
 - **social preferences (fairness),**
 - **limited strategic thinking, and**
 - **learning.**
 - 目的：說明行為賽局論如何更準確預測人們的行為，把**社會(公平)偏好**、**有限理性思考**和**學習過程**引入數學賽局論。

Example 1: Ultimatum Bargaining

– 例一：最後通牒談判，**遊戲規則如下**：

- **2 players (參與者)**: Proposer (下通牒的提議者) and Respondent (回應者)
- **Action of Proposer (提議如何瓜分新台幣100元)**: First makes a proposal regarding how to split \$100: 10-90, 20-80, 30-70, 40-60, 50-50, etc.
- **Act of Respondent (回應接受或拒絕)**: Accepts or Rejects the proposal.
- **Outcome (結果)**: Split accordingly if respondent accepts, both get nothing if rejects.
 - (接受則按該提議瓜分100元；拒絕則兩人什麼都沒有)

Example 1: Ultimatum Bargaining

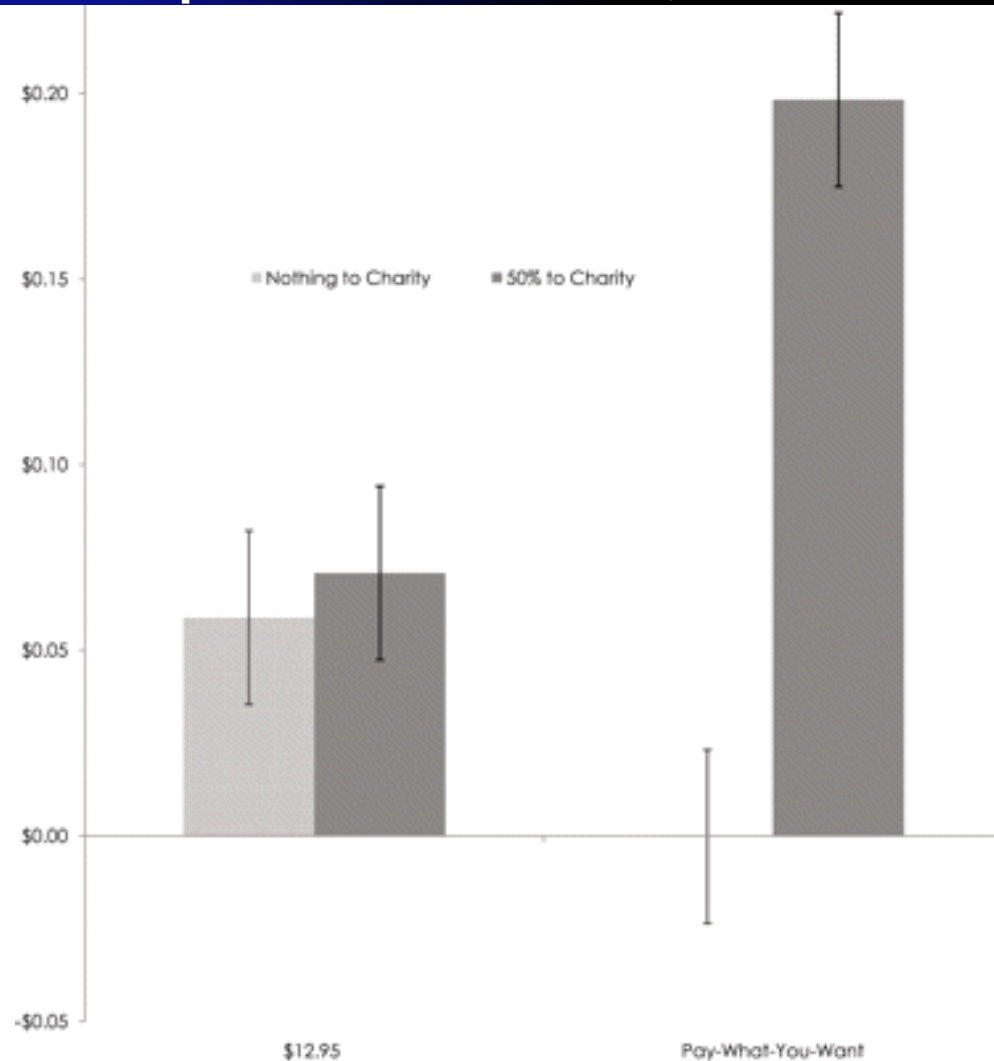
- Photographer vs. Tourist (觀光景點攝影師兜售照片)
- **AGT Predictions** (數學賽局論的預測)
 - Responders accept any low offer (回應者通通會接受)
 - Proposers offer “unfairly” (提議者會提出極不公平方案)
- **Experimental Results** (實驗結果)
 - Responders reject “unfair” offers (回應者拒絕不公平方案)
 - Proposers often offer “fairly” (50-50) (提議「合理」方案)
- **BGT Explanation:** (行為賽局論的解釋)
 - **Negative Reciprocity** (你對我不仁，我就對你不義)

Example 1: Ultimatum Bargaining

- Responders don't maximize own earnings
 - (回應者並非追求自己「物質上」的報酬最大)
 - Still think strategically (but w/ social preferences)
 - 但仍是理性思考，只是有社會偏好、厭惡不公平
- Further Investigation (延伸研究): BGT, Ch.2
- Primitive societies under different culture of “fairness” (不同原始部落有不同的公平文化)
- Knoch, ..., Fehr, Science 2006
 - TMS someone's DLPFC to accept “unfair” offers
 - 用穿顱刺激DLPFC腦區能讓人接受不公平方案

Disneyland Photo Field Experiment 還真的有！

- Gneezy et al. (2010), “Shared Social Responsibility: A Field Experiment in Pay-What-You-Want Pricing and Charitable Giving,” *Science* 329 (5989): 325–327.



Example 2: Beauty Contest 選美結果預測

- Newspaper shows 6 pictures and choose one
 - Win a prize if you choose the most chosen picture
 - 凱因斯認為股票市場就像預測報紙選美結果：
- “It is not a case of choosing those which, to the best of one’s judgment, are really **the prettiest**, nor even those which **average opinion genuinely thinks the prettiest**.
 - 「這不是要挑每個人各自認為最漂亮的[臉蛋]，更不是要挑大家公認最漂亮的。

Example 2: Beauty Contest 選美結果預測

- We have reached the third degree, where we devote our intelligences to **anticipating what average opinion expects the average opinion to be.**
 - 我們已經想到第三層去，努力**預測**一般人心目中認為大家公認**最漂亮**的會是誰。
- And there are some, I believe, who practice the fourth, fifth, and higher degrees.”
 - 而且我相信有些人還可以想到第四層、第五層或更高。」
 - Keynes (1936, p.156)

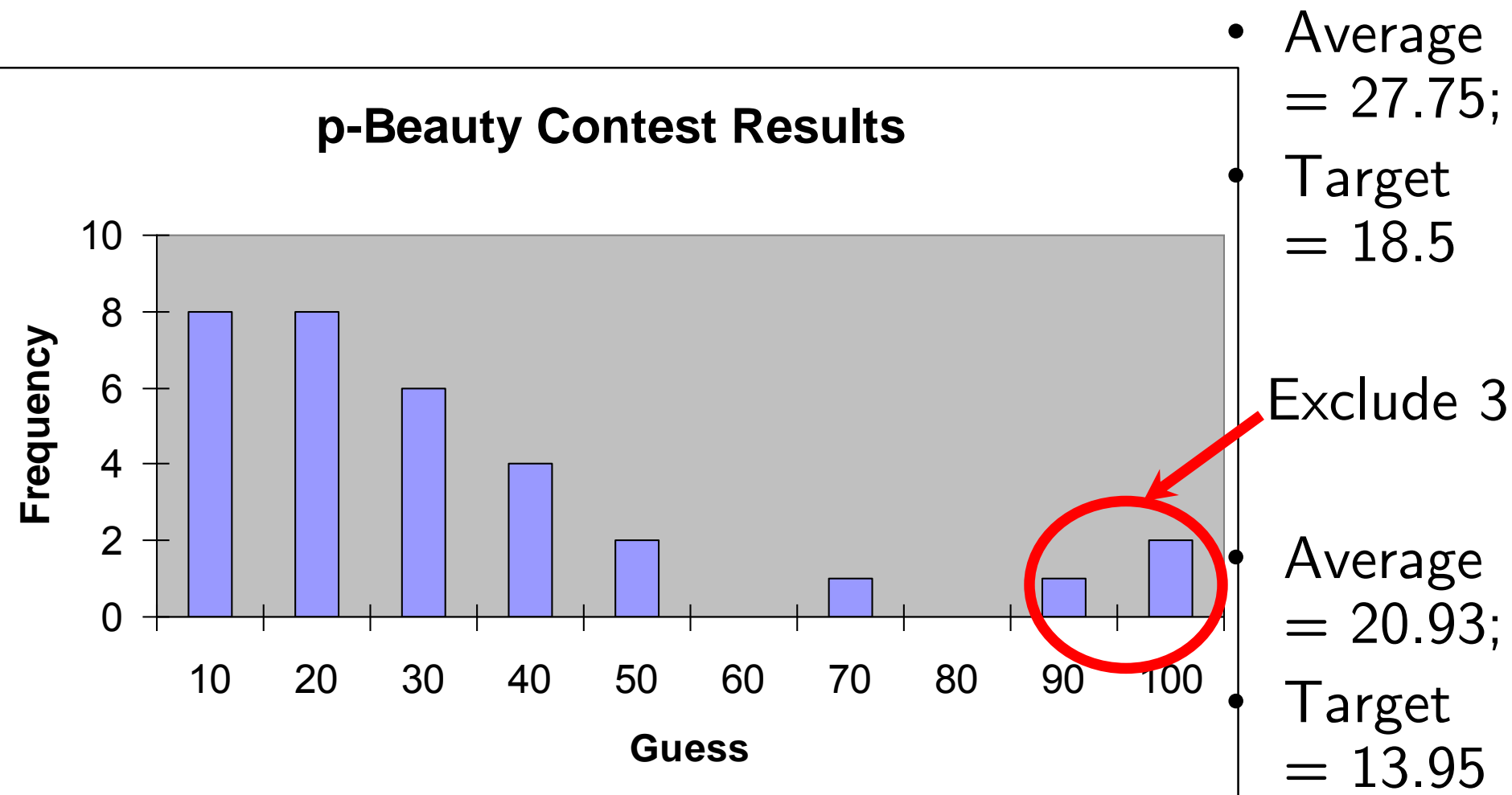
Example 2: Beauty Contest 選美結果預測

- p-Beauty Contest Game (Guessing Game)
 - 選美結果預測賽局，又稱「猜測(平均的三分之二)賽局」
- **Environment (遊戲規則):** N players (參與者)
- **Action of Player (參與者的策略):**
Each player guesses a number from 0-100
 - 每一位參與者都猜一個0-100數字
- **Outcome (結果):** Person whose number is closest to $p=2/3$ of the average wins
 - 所猜數字最接近所有猜測數字的平均乘 $p=2/3$ 的人就是贏家

Example 2: Beauty Contest 選美結果預測

- Each pick 0-100 to predict $\frac{2}{3}$ of the average
- **AGT Predictions** (數學賽局論的預測)
 - Unique Nash: Choose 0 (dominant solvable)
 - 不斷地刪除劣勢策略可解出唯一的Nash均衡(大家都選0)
- **Experimental Results** (實驗結果)
 - First-round choices (首次平均) around 21-40
 - Converge to 0 within 10 rounds (十回合內到均衡)
- **BGT Explanation:** (行為賽局論的解釋)
 - Limited iterated reasoning (level-k; 多層次思考)
 - Learning: Towards equilibrium (學習「到」均衡)

Results from 2008 課堂實驗結果



Example 3: Continental Divide 產業發展分水嶺

- Location Problem (產業聚落): Silicon Valley or Hollywood?
- 7 people a group, each choose 1-14 (一組七人，各選1-14)
- Payoff depends on **your choice & group median**
 - Main part of the payoff matrix in the next slide
 - 你的報酬取決於**你的數字**和**所有人的中位數**(報酬矩陣見下表)
- Key Feature:
 - Should pick low if others pick low (別人選小，你也該選小)
 - Should pick high if others pick high (別人選大，你也該選大)
- When everyone is going to China, Hsinchu Science Park, etc. will you follow this trend?
 - 當大家都在竹科(或東莞?)設廠，你會獨排眾議，還是隨波逐流?

Example 3: Continental Divide 產業發展分水嶺

	3	4	5	6	7	8	9	10	11	12
3	60	66	70	74	72	1	-20	-32	-41	-48
4	58	65	71	77	80	26	8	-2	-9	-14
5	52	60	69	77	83	46	32	25	19	15
6	42	52	62	72	82	62	53	47	43	41
7	28	40	51	64	78	75	69	66	64	63
8	11	23	37	51	69	83	81	80	80	80
9	-11	3	18	35	57	88	89	91	92	94
10	-37	-21	-4	15	40	89	94	98	101	104
11	-66	-49	-31	-9	20	85	94	100	105	110
12	-100	-82	-61	-37	-5	78	91	99	106	112

Example 3: Continental Divide 產業發展分水嶺

	3	4	5	6	7	8	9	10	11	12
3	60	66	70	74	72	1	-20	-32	-41	-48
4	58	65	71	77	80	26	8	-2	-9	-14
5	52	60	69	77	83	46	32	25	19	15
6	42	52	62	72	82	62	53	47	43	41
7	28	40	51	64	78	75	69	66	64	63
8	11	23	37	51	69	83	81	80	80	80
9	-11	3	18	35	57	88	89	91	92	94
10	-37	-21	-4	15	40	89	94	98	101	104
11	-66	-49	-31	-9	20	85	94	100	105	110
12	-100	-82	-61	-37	-5	78	91	99	106	112

Example 3: Continental Divide 產業發展分水嶺

- **AGT Predictions** (數學賽局論的預測)
 - Multiple Equilibrium (兩個均衡): 3 or 12
- **Experimental Results** (實驗結果)
 - Don't always gravitate toward Good Eq.
 - Small history accidents have big LR impact
 - 重複幾回合不一定會到好的均衡(都選12)
 - 歷史的偶然(<8 or >7)會對長期的發展造成重大影響
- **BGT Explanation** (行為賽局論的解釋)
 - Learning in the “basin of attraction”
 - Initial Conditions: Lucky 7 vs. 8 (一路發)?
 - 在「引力範圍」內被牽引，初始條件：Lucky 7 vs. 8 (一路發)

Experimental Regularity 有一致的結果，然後？

- **Goal: Improve** game theory by establishing regularity and inspiring new theory
 - 目的：改進賽局論(而非推翻)，用一致的結果激發新理論
- **Why has empirical observation played a small role in game theory until recently?**
 - 為何實證觀察直到最近才對賽局論有影響？
- John Nash actually did some game theory experiments with people at RAND
 - 奈許本人其實有嘗試跟蘭德智庫一起做賽局實驗，但是...
- **“Unbelievable” PD results?**
 - 沒有進一步發展是因為囚犯兩難的實驗結果「難以置信」？

Experimental Regularity 有一致的結果，然後？

- How others react to (experimental) data?
 - 關於實驗方法的反對意見：
- 1. People are confused, not motivated
 - 人們搞錯了、沒誘因？好的實驗設計可克服、讓決策有真實後果
- 2. Experimental designs are all bad
 - 實驗設計都很糟？民主政治是最糟的政治制度，但其他更不可行
- 3. People were playing a different game
 - 人們其實在做別的？也許是「美麗人生」，但as-if 模型都如此
- 4. Non-rational behavior can't be modeled
 - 非理性就是亂選？但非理性行為仍可預測(Predictably Irrational)
- Can you think of possible responses?

Conclusion 結論

- AGT → Experimental Regularities → BGT
 - 數學賽局論 → 看到一致的實驗結果 → 行為賽局論
- Three Examples (三個例子)
- Want to see more? (更多請見)
 - Camerer (2003), Behavioral Game Theory...
- Homework:
 - Read BGT, Ch.1 and Lecture notes on Experimental Economics and BGT (both online)
 - Solve the equilibrium of the three examples above (consult an intermediate micro textbook if needed)
 - 你能解出上述三個例子的均衡嗎？翻翻大二個經課本吧！