

Spring 2021

控制系統
Control Systems

Unit 1A
Introduction - Course Information


Feng-Li Lian

NTU-EE

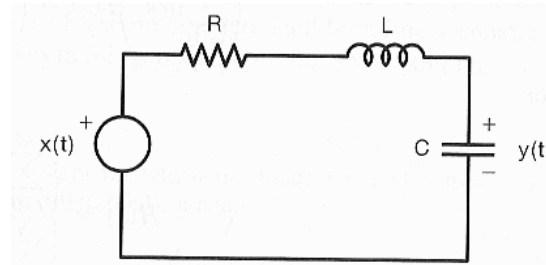
Feb – Jun, 2021

	科學類			系統類		
四下 三上	半導體實驗	光電實驗	電機機械實驗	網路與多媒體實驗	數位電路實驗	系 訂 選 修 18 學 分
	電磁波實驗	生醫工程實驗	自動控制實驗	通信專題實驗	嵌入式系統實驗	
	固態電子學	近代物理	光電導論	電力工程導論	資料結構與程式設計	
	微波系統導論	生醫工程概論	控制系統	通信原理	電子設計自動化 導論	
三上	電子電路實驗(三)	電磁學(二)	電子學(三)	專題演講		
二下	電子電路實驗(二)	電磁學(一)	電子學(二)	信號與系統	機率與統計	複變/ 離散數學
二上	電子電路實驗(一)	電子學(一)	電路學	交換電路與 邏輯設計	微分方程	
一下	普通物理學甲及實驗(下)			計算機概論	線性代數	微積分甲(下)
一上	普通物理學甲及實驗(上)		普通化學丙及實驗/ 生物科學通論	計算機程式		微積分甲(上)

Technology



Engineering

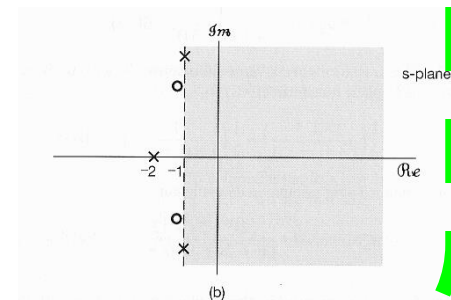
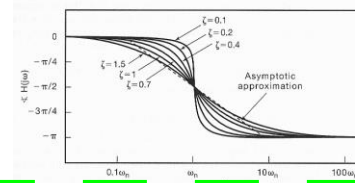
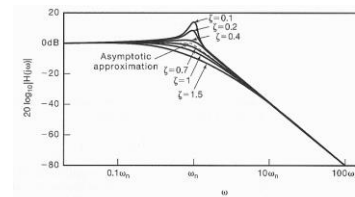
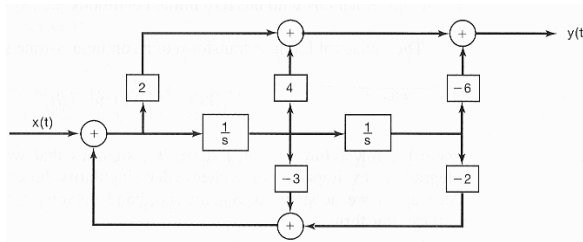


Mathematics

$$LC \frac{d^2 y(t)}{dt^2} + RC \frac{dy(t)}{dt} + y(t) = x(t)$$

$$\frac{1}{LC s^2 + RC s + 1} = \frac{Y(s)}{X(s)} = T(s)$$

Graph



Introduction

(Chap 1)

LTI & Convolution

(Chap 2)

Bounded/Convergent

Periodic

FS

(Chap 3)

CT
DT

Aperiodic

FT

CT

(Chap 4)

DT

(Chap 5)

Unbounded/Non-convergent

LT

CT

(Chap 9)

zT

DT

(Chap 10)

Time-Frequency (Chap 6)

CT-DT (Chap 7)

Communication (Chap 8)

Control (Chap 11)

Digital
Signal (dsp-8)
Processing

Fourier Series, Fourier Transform, Laplace Transform, z-Transform

CT

DT

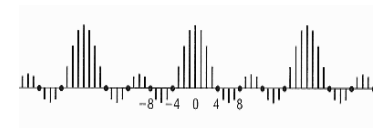
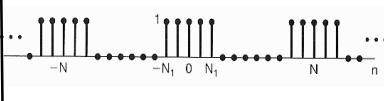
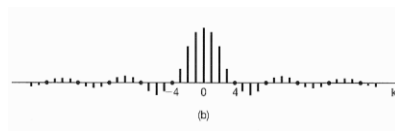
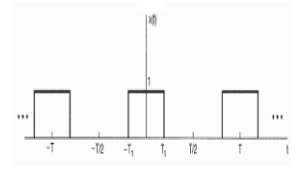
time

frequency

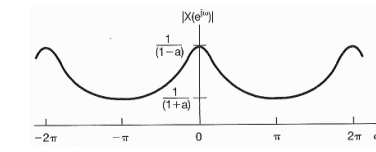
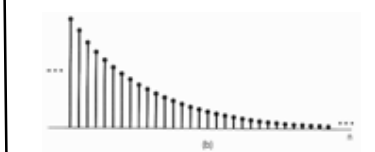
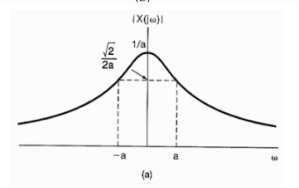
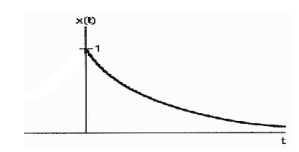
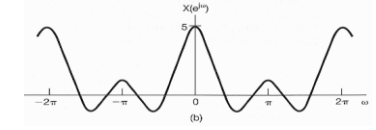
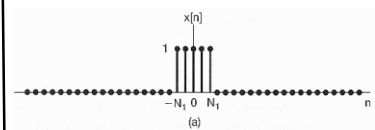
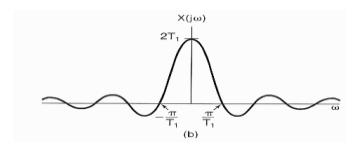
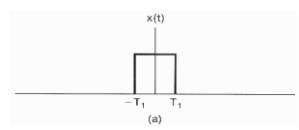
time

frequency

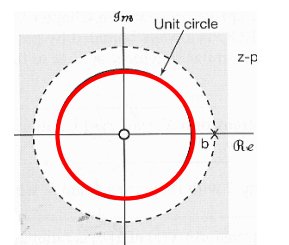
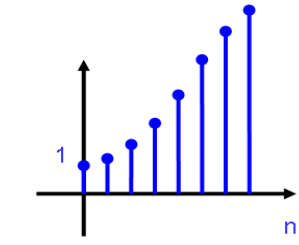
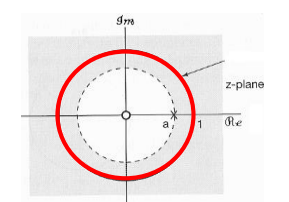
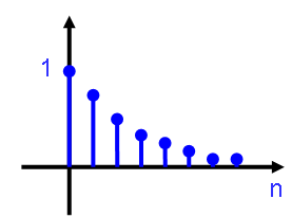
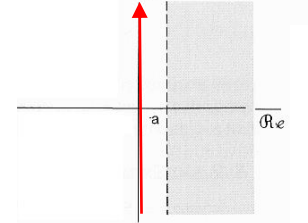
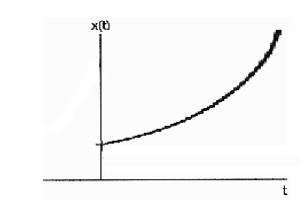
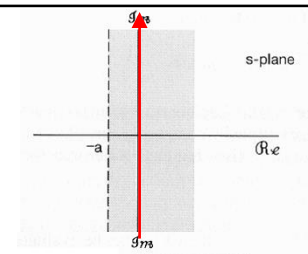
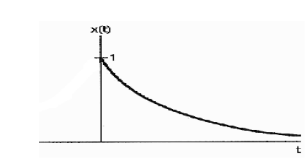
FS



FT



LT/zT



- 1: Overview and Introduction
- 2: Dynamic Models
- 3: Dynamic Response
- 4: Feedback Analysis
- 5: Analysis & Design: Root Locus
- 6: Analysis & Design: Bode Plot
- 7: State-Space Design
- 8: Digital Control
- 9: Nonlinear Systems
- 10: Case Study

- 物理定律, 工程問題
- 函數, 方程式, 多項式
- 系統特性, 公式
- 多項式根的特性
- 頻率響應的特性

- 線性代數, 微分方程
- 離散時間, 數位信號
- 非線性函數, 特徵

- 統整分析與設計

- 1: Overview and Introduction
- 2: Dynamic Models
- 3: Dynamic Response
- 4: Feedback Analysis
- 5: Analysis & Design: Root Locus
- 6: Analysis & Design: Bode Plot
- 7: State-Space Design
- 8: Digital Control
- 9: Nonlinear Systems
- 10: Case Study

● 建模 **Modeling**

● 分析 **Analysis**

● 設計 **Design**

● 統整分析與設計


- 1: An Overview and Brief History of Feedback Control
- 2: Dynamic Models
- 3: Dynamic Response
- 4: A First Analysis of Feedback
- 5: The Root-Locus Design Method
- 6: The Frequency-Response Design Method
- 7: State-Space Design
- 8: Digital Control
- 9: Nonlinear Systems
- 10: Control System Design:
Principles and Case Studies

● 信號與系統

● 線性系統
● 數位控制
● 非線性系統


Feedback Control of Dynamic Systems (Franklin19)

- by Gene F. Franklin, J David Powell, Abbas Emami-Naeini, (8th Ed., 2019)
- 出版社：Pearson 代理商：滄海書局



Modern Control Systems (Dorf17)

- by Richard C. Dorf, Robert H. Bishop, (13th Ed., 2017)
- 出版社：Pearson 代理商：巨擘書局



Control Tutorials for MATLAB and Simulink (Messner19)

- by Bill Messner and Dawn Tilbury, (1996, 1997, 2011, 2017, 2019)
- 資料：Website: Control Tutorials




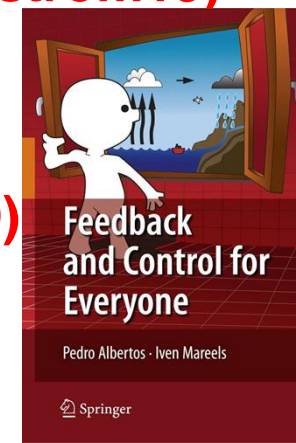
Feedback Systems:

An Introduction for Scientists and Engineers (Astrom19)

- by Karl J. Astrom and Richard M. Murray, (2nd Ed., 2019)
- 出版社：fbsbook.org

Feedback and Control for Everyone (Albertos10)

- by Pedro Albertos, Iven Mareels, (13th Ed., 2010)
- 出版社：Springer



▪ Lecture Information:

- Time: **Fridays 1:30pm-4:20pm**
- Room: **MD-231**
- Office Hours: by e-mail appointment
- **Website:**
<http://cc.ee.ntu.edu.tw/~fengli/Teaching/ControlSystems/>

▪ Instructor:

- 連豐力 (Feng-Li Lian)
- Office: **MD-717**
- Email: **fengli@ntu.edu.tw**
- Phone: 02-3366-3606

▪ Textbook & References:

- **Feedback Control
of Dynamic Systems**
- **Modern Control Systems**
- **Control Tutorials
for MATLAB and Simulink**

▪ Grading:

- Exam x 2: 60%
- HW x N : 20%
- Project x 1: 20%
- **Optional: 20%**

- **作業** (20%) : 6-8次 (20-30%)
- **考試** (30%+30%) : 2次 (40-50%)
- **專題** (20%) : 1次 (20-30%)
 - » 兩人一組，自選主題
 - » 完成建模，分析與設計三階段任務
 - » 拍攝一段 5min 報告影片，分享到影音平台 (e.g., YT, FB)
 - » 共同參與互相評分：A, B, C
- **互動學習迴授** (20%, Optional) : (20-30%)
 - » 分享課程進行過程
 - » 討論分析研究進階課題

- **A+ :** 所有目標皆達成且超越期望
- **A :** 所有目標皆達成
- **A- :** 所有目標皆達成，但需一些精進
- **B+ :** 達成部分目標，且品質佳
- **B :** 達成部分目標，但品質普通
- **B- :** 達成部分目標，但有些缺失
- **C+ :** 達成最低目標
- **C :** 達成最低目標，但有些缺失
- **C- :** 達成最低目標但有重大缺失
- **F :** 未達成最低目標
- **X :** 因故不核予成績

- 作業：18-20
- 考試：54-60
- 專題：18-20
- 總分：90-99 → (A)
100+ → (A+)

- 作戰組：
 - 電機三，電機四
- 強化組：
 - 電機二
- 獨立組：
 - 其他

– U11, U12

(Introduction)

▪ Midterm Exam

– U21, U22, ...

(Dynamic Models)

– U31, U32, ...

(Dynamic Response)

– U41, U42, ...

(Feedback Analysis)

▪ Final Exam

– U51, U52, ...

(Root-Locus Design)

– U6A, U6B, ...

(Frequency-Response Design)

▪ Case Study & Projects

– U7A, U7B, ...

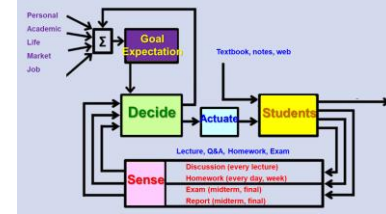

(Case Study)

Plant (P)

Ref (r)

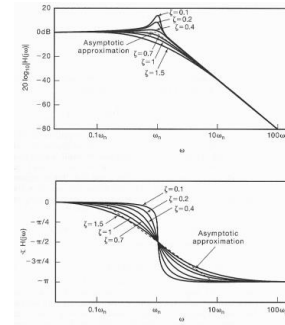
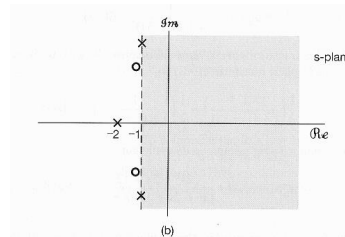
Input (u)

Output (y)



$$\frac{d^2y(t)}{dt^2} + 2 \frac{dy(t)}{dt} - 3y(t) = 5u(t)$$

$$P(s) = \frac{Y(s)}{U(s)} = \frac{5}{s^2 + 2s - 3}$$



Controller

1. Model
2. Response
3. Analysis
4. Feedback
5. Control

$$\frac{d^2y(t)}{dt^2} + 4 \frac{dy(t)}{dt} + 3y(t) = 3r(t)$$

$$G(s) = \frac{Y(s)}{R(s)} = \frac{3}{s^2 + 4s + 3}$$

Unit 1

Introduction

- U11 Introduction to Feedback and Control

—

- U12 Introduction to Course

—

- U13 Overview and History

—

- U14 Example

—

Unit 2

Dynamic Models

- For the plant to be analyzed and controlled
 - Dynamic Models
 - Mathematical Models
- Methodology
 - Based on Physics and By Differential Equations
 - From Experimental Data (System Identification)
- Key Ingredients:
 - Physics, Chemistry, Biology, Sociology, Economics, etc.
 - Differential Equations (Equations of Motion, Dynamic Equations)
 - Laplace Transforms, Fourier Transforms
 - Transfer Function (From Input to Output)

■ Mechanical Systems

- U21: Translational Motion
- U22: Rotational Motion
- U23: Combined Rotation and Translation
- U24: Distributed Parameter Systems

■ Electrical Circuits

- U25: Kirchhoff's Current Law (KCL)
- U25: Kirchhoff's Voltage Law (KVL)
- U25: Operational Amplifier

■ Electromechanical Systems

- U26: Loudspeakers
- U26: Motors
- U26: Gears

■ Heat and Fluid-Flow Models

- U27: Heat Flow
- U27: Incompressible Fluid Flow

Unit 3

Dynamic Response

- **U31 Review of Laplace Transforms**
 - Laplace Transforms: From Differential Eqns to Algebraic Eqns
 - Transfer Functions, Frequency Response, Poles and Zeros
 - Step, Ramp, Impulse Functions
 - Laplace Transforms and Inverse LT, The Final Value Theorem
 - Using Laplace Transforms to Solve Differential Equations
- **U32 System Modeling Diagrams: Model Visualization**
- **U33 Effect of Pole Locations**
- **U34 Time-Domain Specifications**
 - Rise Time
 - Overshoot and Peak Time
 - Settling Time
- **U35 Effects of Zeros and Additional Poles**
- **U36 Stability**
 - Bounded Input–Bounded Output Stability
 - Stability of LTI Systems
 - Routh's Stability Criterion

Unit 4

Feedback Analysis

- **U41 The Basic Equations of Control**
 - Open-Loop and Closed-Loop Systems
 - Stability, Tracking, Regulation, Sensitivity
- **U42 Control of Steady-State Error to Polynomial Inputs: System Type**
 - Control of Steady-State Error to Polynomial Inputs
 - System Type for Tracking
 - System Type for Regulation and Disturbance Rejection
- **U43 PID Control**
 - PID Control (Proportional, Integral, Derivative)
 - P, I, D, PI, PD, PID
 - Examples
- **U44 Ziegler–Nichols Tuning**
 - Ziegler–Nichols Tuning of the PID Controller,
 - Examples
- **U45 Feedforward Control by Plant Model Inversion**
 - Feedforward Control by Plant Model Inversion
 - Examples

Unit 5

Root Locus

- **U51 Root Locus of a Basic Feedback System**
 - Root-Locus Method of Evans
- **U52 Guidelines for Determining a Root Locus**
 - Formal Definition of Root Locus
 - Rules for Determining a Positive (180°) Root Locus
 - Selecting the Parameter Value
- **U53 Selected Illustrative Root Loci**
 - PD, Lead Compensator
 - Collocated vs Non-Collocated Flexibility, Complex Multiple Roots
- **U54 Design Using Dynamic Compensation**
 - Lead Compensation, Lag Compensation, Notch Compensation
- **U55 Design Examples Using the Root Locus**
 - Autopilot Design in the Smaller Airplane - Piper Dakota
- **U55 Design Examples Using the Root Locus**
 - Autopilot Design in the Smaller Airplane - Piper Dakota
- **U55 Extensions of the Root-Locus Method**
 - Rules for Plotting a Negative (0°) Root Locus
 - Consideration of Two Parameters

Unit 6

Bode Plot

- U6A Frequency Response
 - System Response and Frequency Response
- U6B Bode Plot Techniques
 - Bode Form of the Transfer Function
- U6C Nonminimum-Phase & Steady-State Errors
- U6D Neutral Stability
- U6E Nyquist Stability Criterion
- U6F Stability Margins
- U6G Bode's Gain–Phase Relationship
- U6H Closed-Loop Frequency Response
- U6I PD Compensation and Lead Compensation
- U6J PI Compensation and Lag Compensation
- U6K PID Compensation
- U6L Compensation Characteristics & Design Considerations

Unit 7 Case Study

■ From Chapter 10

- Outline of Control Systems Design
- Satellite's Attitude Control
- Lateral and Longitudinal Control of a Boeing
- Fuel–Air Ratio in an Automotive Engine
- Read Write Head Assembly of a Hard Disk
- RTP Systems in Semiconductor Wafer Manufacturing
- Chemotaxis, or How E. Coli Swims Away from Trouble
- Quadrotor Drone

■ From Control Tutorials Website

- Cruise Control
- Motor Speed
- Motor Position
- Suspension
- Inverted Pendulum
- Aircraft Pitch
- Ball & Beam

Unit 8 Final Project

■ 主題與工作：

- 兩人一組，自選主題
- 可以從下面資料之中，挑選一個主題：
 - 課本第十章
 - Control Tutorial 網站
 - 自行挑選有興趣的主題
- 主要工作：
 - 研讀上述資料
 - 整理關於 Model, Analysis, Design 的資料：
 - > Models: Differential Equations, Transfer Function
 - > Analysis: Timing Properties, Frequency Properties, Pole/Zero, etc.
 - > Design: By Root Locus, By Bode Plot, etc.

■ 繳交報告：

- 一份 pptx 報告 與 一段影片
- 報告使用 pptx 編輯，整理 Model, Analysis, Design 的資料
- 文字與方程式符號等資料，需要重新編輯，不可以直接貼圖的方式
- 所有數據圖，需要用 Matlab 重新產生，不可以直接從資料中複製過來
- 拍攝一段 5min 以內報告影片，分享到影音平台 (e.g., YT, FB)
- 共同參與互相評分：A, B, C

■ A :

- 針對所挑選的主題，完成：**Model, Analysis, Design** 等三部分的工作
 - **Models:** Differential Equations, Transfer Function
 - **Analysis:** Timing Properties, Frequency Properties, Pole/Zero, etc.
 - **Design:** By Root Locus, By Bode Plot, etc.
- 編輯專題報告，文字，方程式，數據圖等，
都是從新編輯或自行撰寫程式執行的結果，
並不是從參考資料上，直接複製貼上的圖片資料。

■ B :

- 針對所挑選的主題，完成：**Model, Analysis, Design** 等三部分的工作
- 但是，專題報告上的文字，方程式，數據圖等大部分內容，
都是從其他資料直接複製貼上而來的，
看不出來，是否已經瞭解該問題的核心內容以及會使用與控制系統有關的分析工具！

■ C :

- 各方面（主題，分析過程，論述）都很缺乏！