

Principles of Economics

Chapter 7:

Consumers, Producers, and the Efficiency of Markets



This work is licensed by Joseph Tao-yi Wang for the use of General Education TW ONLY. The copyright belongs to the above mentioned licensor(s).

2022/10/7

Efficiency and Welfare

Joseph Tao-yi Wang & Junrok Park

In This Chapter

- ▶ What is **consumer surplus**? How is it related to the demand curve?
- ▶ What is **producer surplus**? How is it related to the supply curve?
- ▶ Do **markets** produce a desirable allocation of resources? Or could the market outcome be **improved** upon?

2022/10/7

Efficiency and Welfare

Joseph Tao-yi Wang & Junrok Park

Welfare Economics

- ▶ Allocation of resources refers to:
 - ▶ How much of each good is produced
 - ▶ Which producers produce it
 - ▶ Which consumers consume it
- ▶ **Welfare economics** studies how the allocation of resources affects economic well-being
- ▶ **Conclusion:** The equilibrium of supply and demand maximizes the total benefits received by all buyers and sellers combined.

2022/10/7

Efficiency and Welfare

Joseph Tao-yi Wang & Junrok Park

Consumer Surplus

- ▶ Willingness to pay, ***WTP***
 - ▶ Maximum amount the buyer will pay for that good
 - ▶ How much the buyer values the good
- ▶ Consumer surplus, **$CS = WTP - P$**
 - ▶ Amount a buyer is willing to pay minus the amount the buyer actually pays
 - ▶ Benefits buyers receive from participating in a market.

2022/10/7

Efficiency and Welfare

Joseph Tao-yi Wang & Junrok Park

Example 1A: Willingness to Pay

You work at the local store that sells refurbished iPads. The store is running a sale on the refurbished iPad mini 5.

Each of your roommates wants to buy an iPad mini 5. Their willingness to pay is given in the table below.

Name	WTP
Alexis	\$15,000
Kelly	10,500
Quinn	18,000
Jamir	7,500

Q: If the sale price is \$12,000, who will buy an iPad, and what is the quantity demanded?

2022/10/7

Efficiency and Welfare

Joseph Tao-yi Wang & Junrok Park

slido



If the sale price is \$12,000, who will buy an iPad?
(Could be more than one)

① Start presenting to display the poll results on this slide.

Example 1A: Willingness to Pay

You work at the local store that sells refurbished iPads. The store is running a sale on the refurbished iPad mini 5.

Each of your roommates wants to buy an iPad mini 5. Their willingness to pay is given in the table below.

Name	WTP
Alexis	\$15,000
Kelly	10,500
Quinn	18,000
Jamir	7,500

Q: If the sale price is \$12,000, who will buy an iPad, and what is the quantity demanded?

A: Alexis & Quinn will buy an iPad mini. Kelly & Jamir will not.

▶ Hence, $Q^d = 2$ when $P = \$12,000$

2022/10/7

Efficiency and Welfare

Joseph Tao-yi Wang & Junrok Park

Example 1B: WTP and the Demand Curve

Derive the demand schedule:

Name	WTP
Alexis	\$15,000
Kelly	10,500
Quinn	18,000
Jamir	7,500

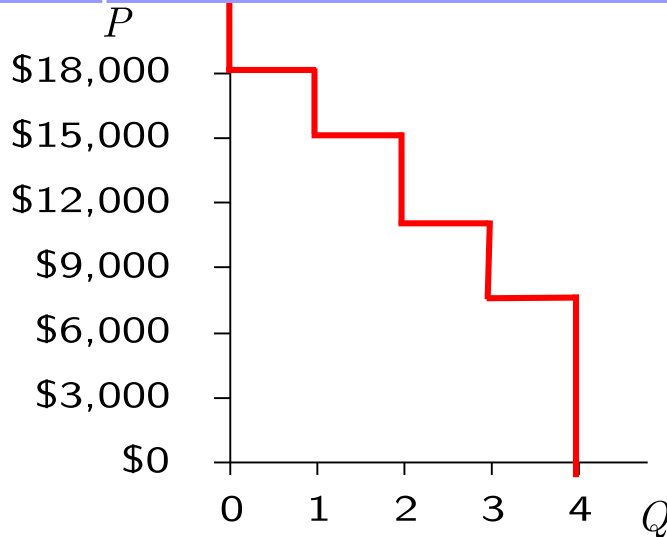
P (price of iPad mini)	who buys	Q^d
\$18,001 & up	nobody	0
15,001 – 18,000	Quinn	1
10,501 – 15,000	Alexis, Quinn	2
7,501 – 10,500	Kelly, Alexis, Quinn	3
0 – 7,500	Jamir, Kelly, Alexis, Quinn	4

2022/10/7

Efficiency and Welfare

Joseph Tao-yi Wang & Junrok Park

Example 1C: The Demand Curve



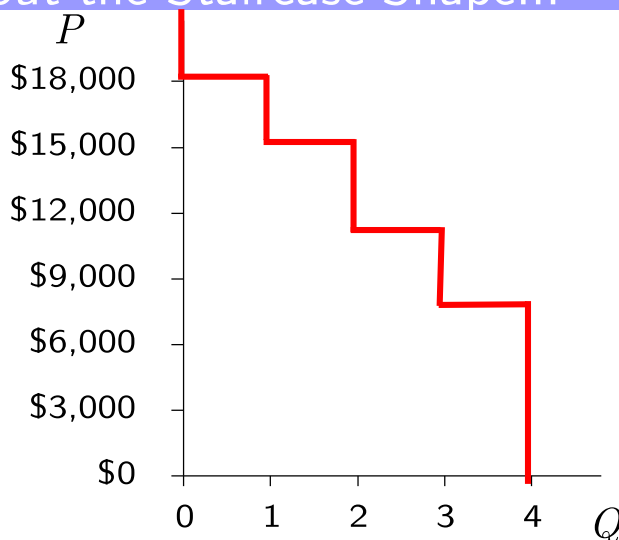
P	Q^d
\$18,001 & up	0
15,001 - 18,000	1
10,501 - 15,000	2
7,501 - 10,500	3
0 - 7,500	4

2022/10/7

Efficiency and Welfare

Joseph Tao-yi Wang & Junrok Park

About the Staircase Shape...



This D curve looks like a staircase with 4 steps – one per buyer.


- ▶ If there were a huge # of buyers, as in a competitive market, there would be a huge # of very tiny steps, and it would look more like a smooth curve.

2022/10/7

Efficiency and Welfare

Joseph Tao-yi Wang & Junrok Park

Example 1C: The Demand Curve



At any Q , the height of the D curve is the WTP of the **marginal buyer**, the buyer who would leave the market if P were any higher.

2022/10/7

Efficiency and Welfare

Joseph Tao-yi Wang & Junrok Park

Example 1D: Calculating Consumer Surplus

$$CS = WTP - P$$

Name	WTP
Alexis	\$15,000
Kelly	10,500
Quinn	18,000
Jamir	7,500

Suppose $P = \$15,600$.

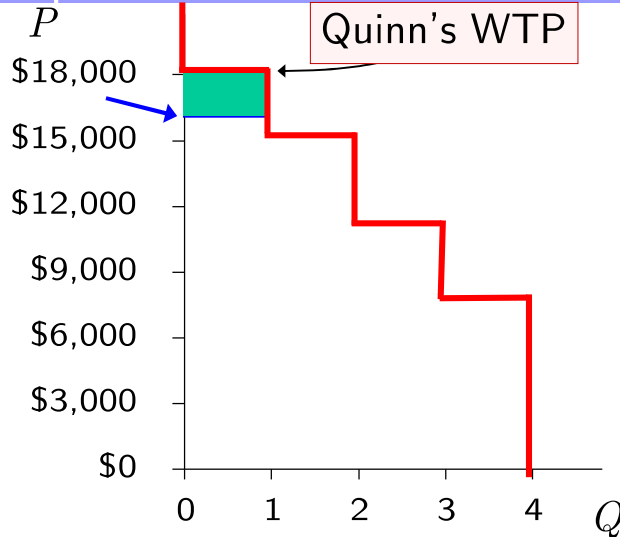
- ▶ Quinn's $CS =$
 - ▶ $\$18,000 - 15,600 = \$2,400$.
- ▶ The others get no CS because they do not buy an iPad mini at this price.
- ▶ Total $CS = \$2,400$.

2022/10/7

Efficiency and Welfare

Joseph Tao-yi Wang & Junrok Park

Example 1E: CS and the Demand Curve



$$P = \$15,600$$

$$\text{Quinn's CS} = \$18,000$$

$$- 15,600 = \underline{\$2,400}$$

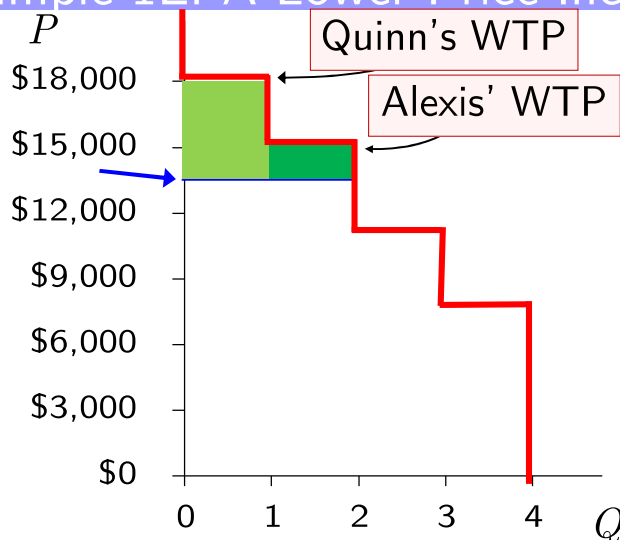
$$\text{Total CS} = \underline{\$2,400}$$

2022/10/7

Efficiency and Welfare

Joseph Tao-yi Wang & Junrok Park

Example 1E: A Lower Price Increases CS



$$\text{Suppose } P = \$13,200$$

$$\text{Quinn's CS} = \$18,000 -$$

$$13,200 = \underline{\$4,800}$$

$$\text{Alexis' CS} = \$15,000 -$$

$$13,200 = \underline{\$1,800}$$

$$\text{Total CS} = \underline{\$6,600}$$

2022/10/7

Efficiency and Welfare

Joseph Tao-yi Wang & Junrok Park

Consumer Surplus

Total Consumer Surplus

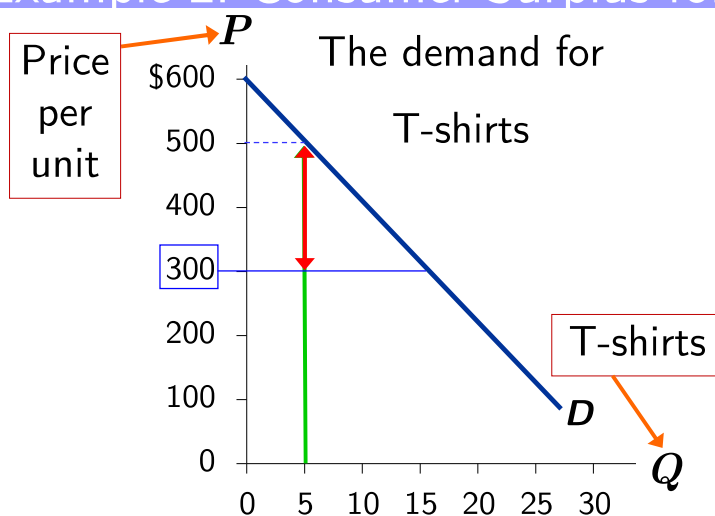
- ▶ The sum of the consumer surplus of all buyers in the market
- ▶ The area below the demand curve and above the price
 - ▶ The height of the demand curve = the value buyers place on the good (*WTP*)
 - ▶ Each buyer's *CS* = $WTP - P$

2022/10/7

Efficiency and Welfare

Joseph Tao-yi Wang & Junrok Park

Example 2: Consumer Surplus for One Buyer



At $Q = 5$, the marginal buyer is willing to pay \$500 for a T-shirt.

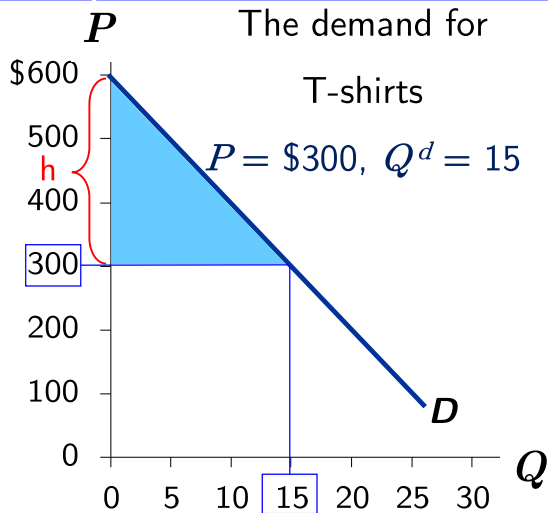
Suppose $P = \$300$. Then his consumer surplus = \$200.

2022/10/7

Efficiency and Welfare

Joseph Tao-yi Wang & Junrok Park

Example 2A: Total Consumer Surplus



CS is the area between P and the D curve, from 0 to Q .

Recall: area of a triangle equals $\frac{1}{2} \times \text{base} \times \text{height}$

Height = $\$600 - 300 = \underline{\$300}$.

So, **CS** = $\frac{1}{2} \times 15 \times \$300 = \underline{\underline{\$2250}}$.

2022/10/7

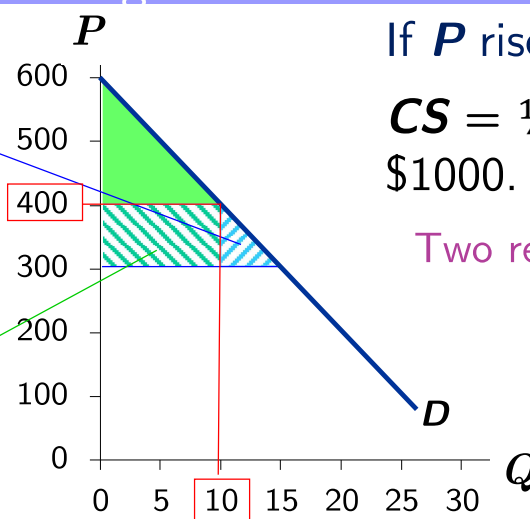
Efficiency and Welfare

Joseph Tao-yi Wang & Junrok Park

Example 2B: A Higher Price Reduces CS

1. Fall in CS due to buyers leaving the market

2. Fall in CS due to remaining buyers paying the higher P



If P rises to $\$400$,

CS = $\frac{1}{2} \times 10 \times \$200 = \$1000$.

Two reasons for the fall in **CS**.

2022/10/7

Efficiency and Welfare

Joseph Tao-yi Wang & Junrok Park

Active Learning 1: Consumer Surplus

A. Find marginal buyer's WTP at $Q = 10$.

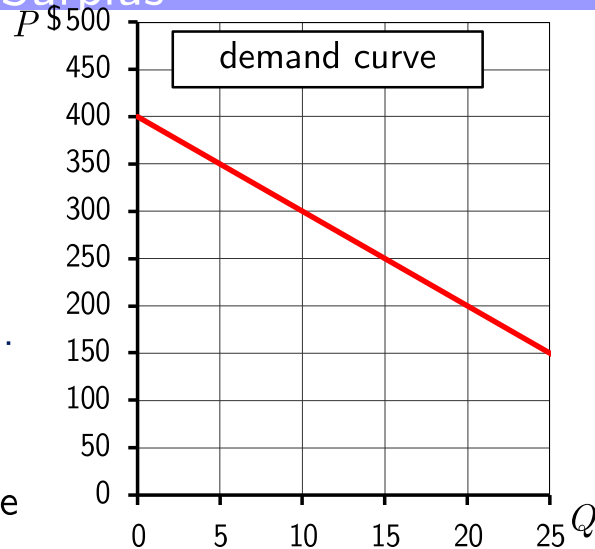
B. Find total CS for $P = \$300$

Suppose P falls to $\$200$.

How much will CS increase due to...

C. buyers entering the market

D. existing buyers paying lower price



2022/10/7

Efficiency and Welfare

Joseph Tao-yi Wang & Junrok Park

slido



Find marginal buyer's WTP at $Q = 10$.

🕒 Start presenting to display the poll results on this slide.

slido



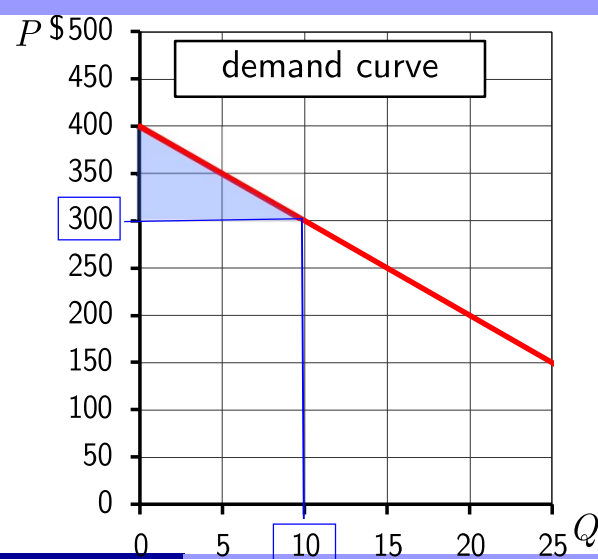
Find total CS for $P = \$300$.

① Start presenting to display the poll results on this slide.

Active Learning 1: Answers

A. At $Q = 10$, marginal buyer's WTP is \$300.

B. $CS = \frac{1}{2} \times 10 \times \$100 = \$500$



slido



Suppose P falls to \$200.
How much will CS increase due to buyers entering the market?

① Start presenting to display the poll results on this slide.

slido

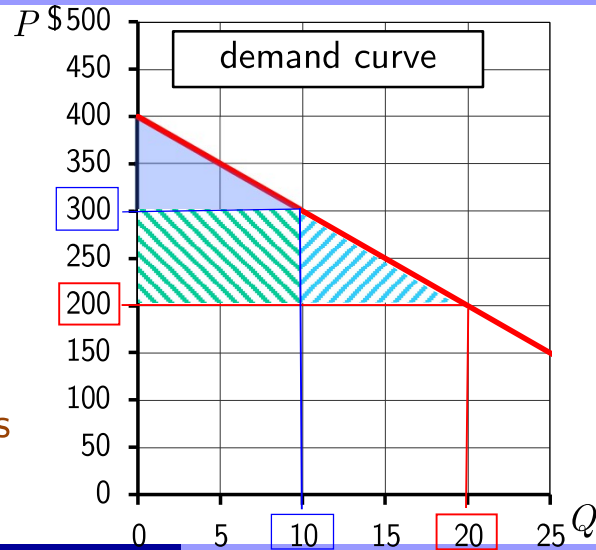


Suppose P falls to \$200.
How much will CS increase due to existing buyers paying lower price?

① Start presenting to display the poll results on this slide.

Active Learning 1: Answers

- A. At $Q = 10$, marginal buyer's WTP is \$300.
- B. $CS = \frac{1}{2} \times 10 \times \$100 = \$500$
- P falls to \$200.
- C. CS for the additional buyers
 $= \frac{1}{2} \times 10 \times \$100 = \$500$
- D. Increase in CS on initial 10 units
 $= 10 \times \$100 = \$1,000$



2022/10/7

Efficiency and Welfare

Joseph Tao-yi Wang & Junrok Park

slido



Audience Q&A Session

① Start presenting to display the audience questions on this slide.

Producer Surplus

- ▶ **Cost:** Value of everything a seller must give up to produce a good
 - ▶ Including opportunity cost
- ▶ **Willingness to Sell, *WTS***
- ▶ The lowest price accepted by a seller for one unit of a good or service
 - ▶ The cost is a measure of willingness to sell: produce and sell the good/service only if the price $>$ cost

2022/10/7

Efficiency and Welfare

Joseph Tao-yi Wang & Junrok Park

Producer Surplus

- ▶ **Producer Surplus, $PS = P - \text{cost}$**
- ▶ Amount a seller is paid for a good minus the seller's cost of providing it
 - ▶ Price received minus willingness to sell
- ▶ Measures the benefit sellers receive from participating in a market

2022/10/7

Efficiency and Welfare

Joseph Tao-yi Wang & Junrok Park

Example 3A: Cost and Willingness to Sell

You are the lucky owner of 3 properties with identical lawns that need mowing. There are 3 lawn-mowing business in town that you can hire. The table below shows their willingness to sell:

Name	cost
Chiang	\$600
Chuck	1,200
Rosy	2,100

Q: Derive the supply schedule from the cost data.

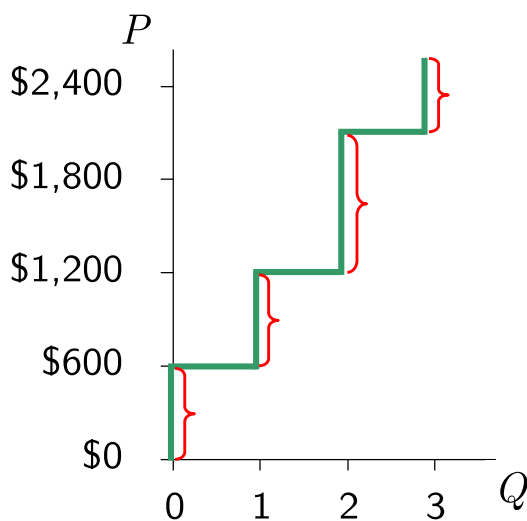
P	Q^s
\$0 – 599	0
600 – 1,199	1
1,200 – 2,099	2
2,100 & up	3

2022/10/7

Efficiency and Welfare

Joseph Tao-yi Wang & Junrok Park

Example 3B: The Supply Curve



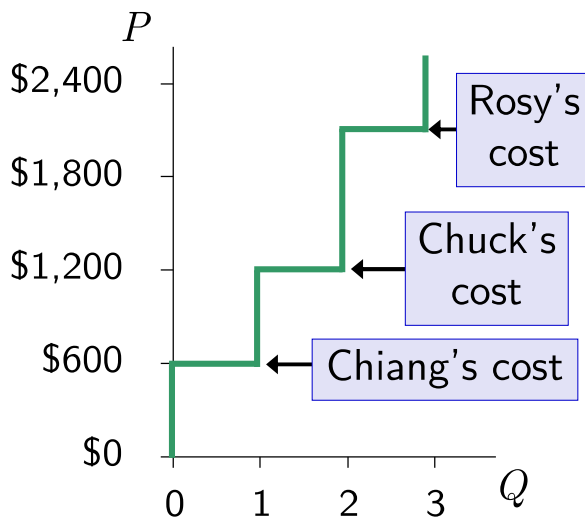
P	Q^s
\$0 – 599	0
600 – 1,199	1
1,200 – 2,099	2
2,100 & up	3

2022/10/7

Efficiency and Welfare

Joseph Tao-yi Wang & Junrok Park

Example 3B: The Supply Curve



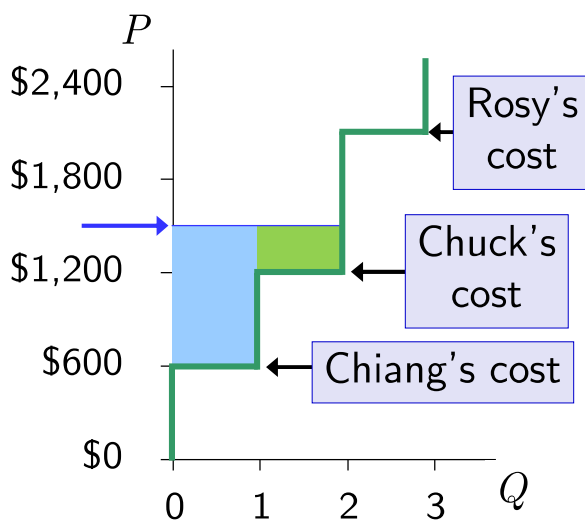
At each Q , the height of the S curve is the cost of the **marginal seller**, the seller who would leave the market if the price were any lower.

2022/10/7

Efficiency and Welfare

Joseph Tao-yi Wang & Junrok Park

Example 3C: Producer Surplus & the S curve



$$PS = P - \text{cost}$$

Suppose $P = \$1,500$.

Chiang: $1,500 - 600 = \$900$

Chuck: $1,500 - 1,200 = \$300$

Rosy: $\$0$

Total PS = $\$1,200$

2022/10/7

Efficiency and Welfare

Joseph Tao-yi Wang & Junrok Park

Producer Surplus

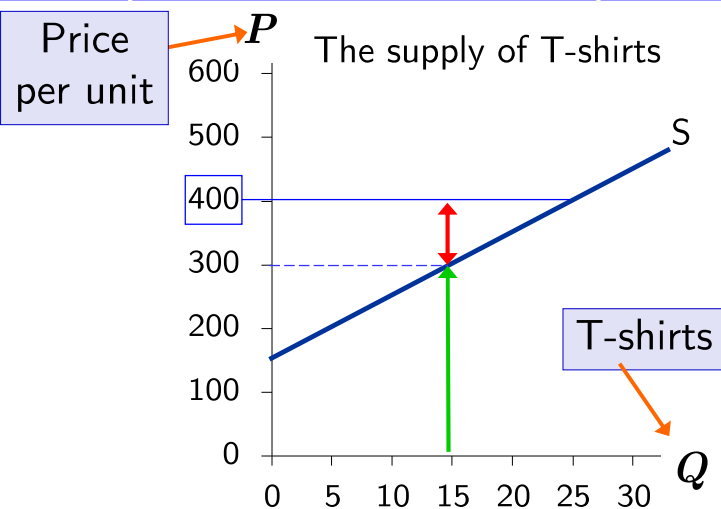
- ▶ **Total Producer Surplus**
- ▶ The sum of the producer surplus of all sellers in the market
- ▶ The area below the price and above the supply curve
 - ▶ The height of the supply curve measures sellers' costs
 - ▶ Each seller's $PS = P - \text{cost}$

2022/10/7

Efficiency and Welfare

Joseph Tao-yi Wang & Junrok Park

Example 4A: Producer Surplus for One Seller



Suppose $P = \$400$.

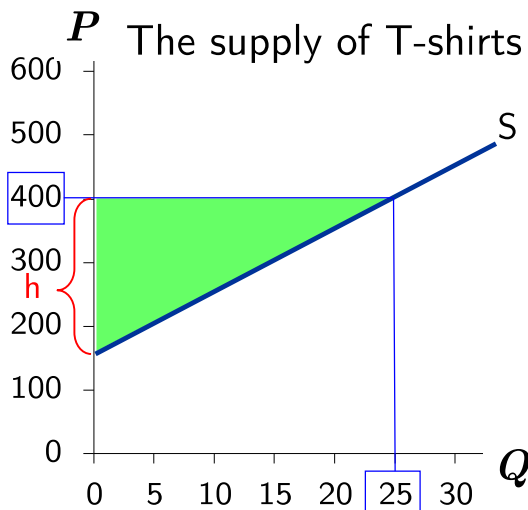
At $Q = 15$, the marginal seller's cost is \$300, and her producer surplus is \$100.

2022/10/7

Efficiency and Welfare

Joseph Tao-yi Wang & Junrok Park

Example 4B: Total Producer Surplus



PS is the area between **P** and the **S** curve, from 0 to **Q**.

The height of this triangle is $\$400 - 150 = \250 .

So,

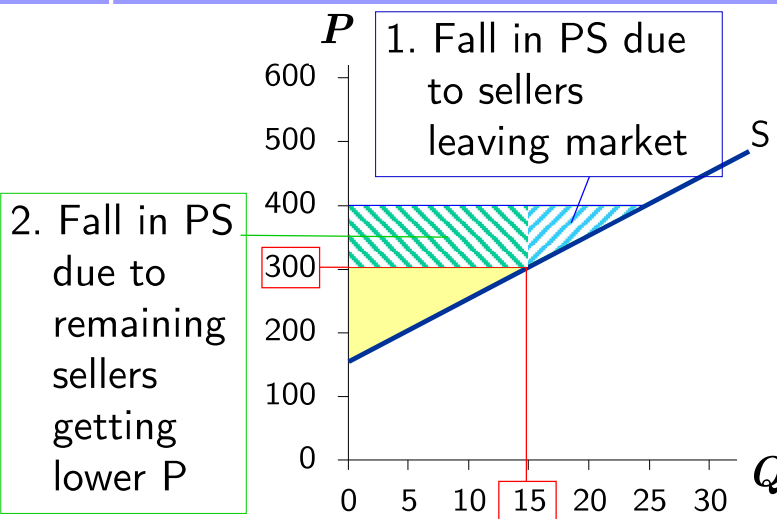
$$\begin{aligned} PS &= \frac{1}{2} \times b \times h \\ &= \frac{1}{2} \times 25 \times \$250 \\ &= \underline{\underline{\$3125}} \end{aligned}$$

2022/10/7

Efficiency and Welfare

Joseph Tao-yi Wang & Junrok Park

Example 4C: A Lower Price Reduces PS



If **P** falls to $\$300$,

$$\begin{aligned} PS &= \frac{1}{2} \times 15 \times \$150 \\ &= \underline{\underline{\$1125}} \end{aligned}$$

Two reasons for the fall in **PS**.

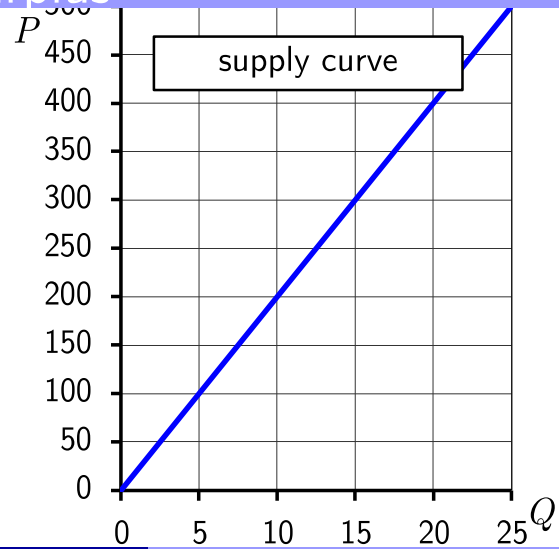
2022/10/7

Efficiency and Welfare

Joseph Tao-yi Wang & Junrok Park

Active Learning 2: Producer Surplus

- A. Find marginal seller's cost at $Q = 10$.
- B. Find total PS for $P = \$200$.
Suppose P rises to $\$300$. Find the increase in PS due to:
- C. selling 5 additional units
- D. getting a higher price on the initial 10 units



2022/10/7

Efficiency and Welfare

Joseph Tao-yi Wang & Junrok Park

slido



Find marginal seller's cost at $Q = 10$.

🕒 Start presenting to display the poll results on this slide.

slido



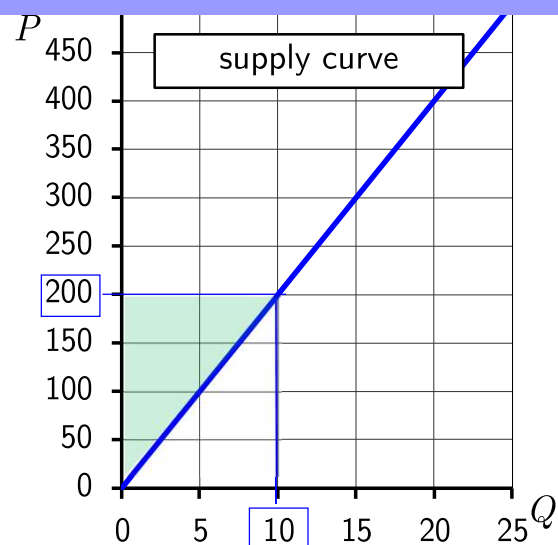
Find total PS for $P = \$200$.

① Start presenting to display the poll results on this slide.

Active Learning 2: Answers

A. At $Q = 10$, marginal cost = \$200

B. $PS = \frac{1}{2} \times 10 \times \$200 = \$1,000$



slido



Suppose P rises from \$200 to \$300.
Find the increase in PS due to selling 5 additional units.

① Start presenting to display the poll results on this slide.

slido

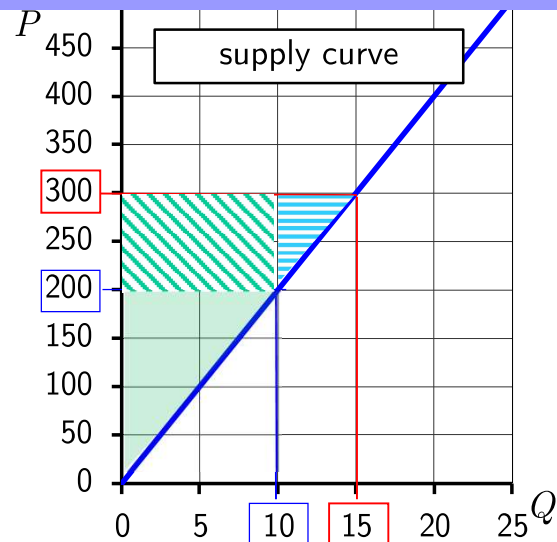


Suppose P rises from \$200 to \$300.
Find the increase in PS due to getting a higher price on the initial 10 units.

① Start presenting to display the poll results on this slide.

Active Learning 2: Answers

- A. At $Q = 10$, marginal cost = \$200
- B. $PS = \frac{1}{2} \times 10 \times \$200 = \$1,000$
 P rises to \$300.
- C. PS on additional units sold
 $= \frac{1}{2} \times 5 \times \$100 = \$250$
- D. Increase in PS on initial 10 units
 $= 10 \times \$100 = \$1,000$



2022/10/7

Efficiency and Welfare

Joseph Tao-yi Wang & Junrok Park

The Benevolent Social Planner

- ▶ The benevolent social planner
 - ▶ Hypothetical character: an all-knowing, all-powerful, well-intentioned dictator
- ▶ Wants to maximize the economic well-being of everyone in society
- ▶ Evaluate market outcomes
 - ▶ Cares about efficiency and equality

2022/10/7

Efficiency and Welfare

Joseph Tao-yi Wang & Junrok Park

The Benevolent Social Planner

- ▶ Allocation of resources – desirable?
- ▶ Decentralized (in a market economy)
 - ▶ Determined by interactions of many self-interested buyers and sellers
- ▶ Total surplus – measure of society's well-being
 - ▶ To consider whether the market's allocation is efficient

2022/10/7

Efficiency and Welfare

Joseph Tao-yi Wang & Junrok Park

Market Efficiency

- ▶ Total surplus = **CS** + **PS**
 - ▶ **Consumer Surplus** =
Value to buyers – Amount paid by buyers
 - ▶ Buyers' gains from participating in the market
 - ▶ **Producer Surplus** =
Amount received by sellers – Cost to sellers
 - ▶ Sellers' gains from participating in the market
- Total surplus = Value to buyers – Cost to sellers

2022/10/7

Efficiency and Welfare

Joseph Tao-yi Wang & Junrok Park

Market Efficiency

- ▶ **Efficiency**
- ▶ The allocation of resources maximizes total surplus
 - ▶ Is the pie as big as possible?
- ▶ **Equality**
- ▶ Distribute economic prosperity uniformly among the members of society
 - ▶ Every member of society gets an equal slice of the pie?

2022/10/7

Efficiency and Welfare

Joseph Tao-yi Wang & Junrok Park

Market's Allocation of Resources

Free Market Outcomes:

1. Allocate the supply of goods to the buyers who value them most, as measured by their WTP
2. Allocate the demand for goods to the sellers who can produce them at the lowest cost
3. Produce the quantity of goods that maximizes the sum of consumer and producer surplus
 - ▶ Raising or lowering the quantity of a good would not increase total surplus

2022/10/7

Efficiency and Welfare

Joseph Tao-yi Wang & Junrok Park

Example 5: Evaluating the Market Equilibrium

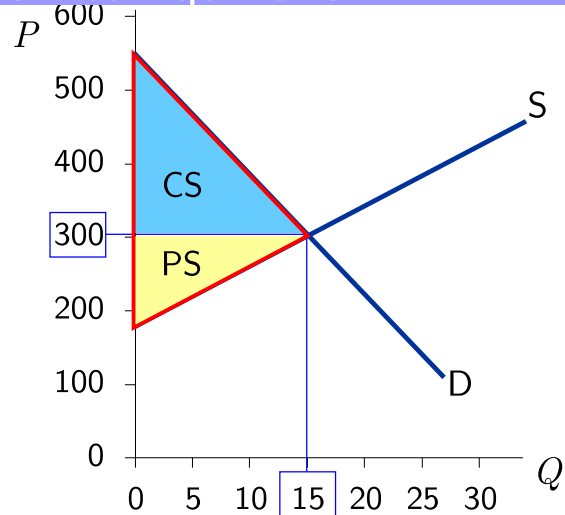
Market equilibrium:

$$P = \$300$$

$$Q = 15$$

$$\text{Total surplus} \\ = CS + PS$$

Is the market equilibrium efficient?



2022/10/7

Efficiency and Welfare

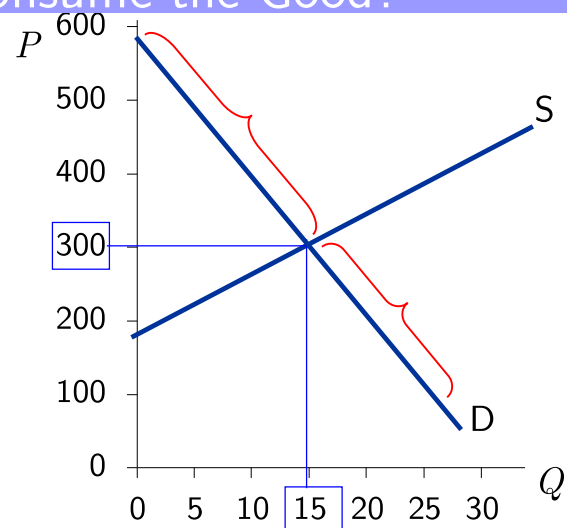
Joseph Tao-yi Wang & Junrok Park

Example 5A: Which Buyers Consume the Good?

Every buyer whose **WTP** is $\geq \$300$ will buy.

Every buyer whose **WTP** is $< \$300$ will not.

The buyers who value the good most highly are the ones who consume it.



2022/10/7

Efficiency and Welfare

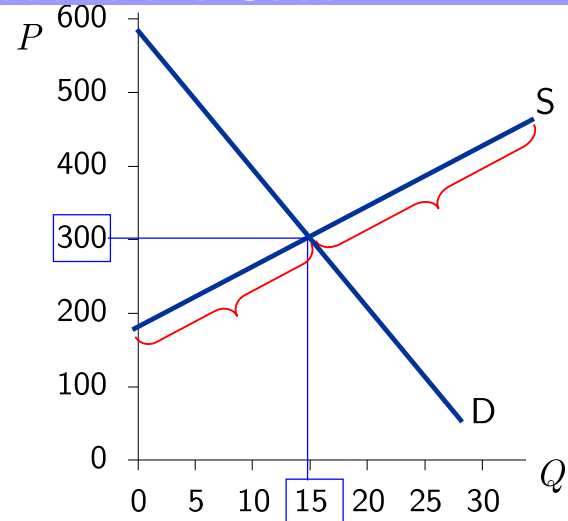
Joseph Tao-yi Wang & Junrok Park

Example 5B: Which Sellers Produce the Good?

Every seller whose cost is \leq \$300 will produce the good.

Every seller whose cost is $>$ \$300 will not.

The sellers with the lowest cost produce the good.



2022/10/7

Efficiency and Welfare

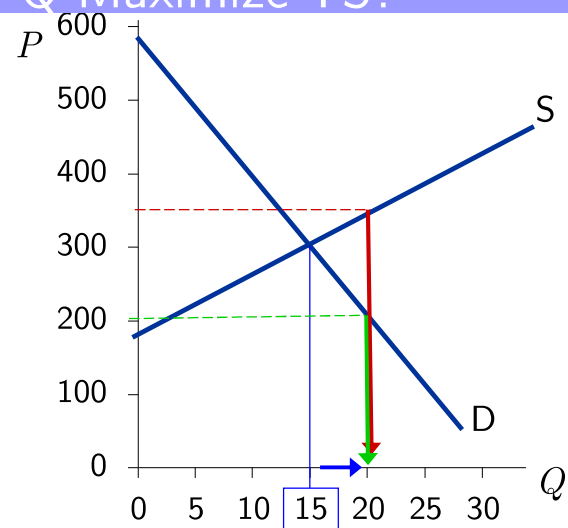
Joseph Tao-yi Wang & Junrok Park

Example 5C: Does Equilibrium Q Maximize TS?

At $Q = 20$, cost of producing the marginal unit is \$350; the value to consumers of the marginal unit is only \$200

Hence, can increase total surplus by reducing Q .

This is true at any Q greater than 15.



2022/10/7

Efficiency and Welfare

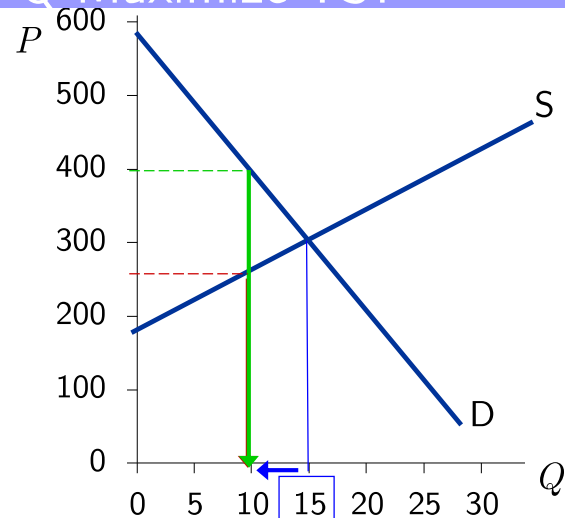
Joseph Tao-yi Wang & Junrok Park

Example 5C: Does Equilibrium Q Maximize TS?

At $Q = 10$, cost of producing the marginal unit is \$250; the value to consumers of the marginal unit is \$400

Hence, can increase total surplus by increasing Q .

This is true at any Q less than 15.



2022/10/7

Efficiency and Welfare

Joseph Tao-yi Wang & Junrok Park

Adam Smith and the Invisible Hand


Passage from *The Wealth of Nations*, 1776

“It is not from the benevolence of the butcher, the brewer, or the baker that we expect our dinner, but from their regard to their own interest.

Every individual... neither intends to promote the public interest, nor knows how much he is promoting it....

He intends only his own gain, and he is in this, as in many other cases, led by an **invisible hand** to promote an end which was no part of his intention....

By pursuing his own interest he frequently promotes that of the society more effectually than when he really intends to promote it.”



2022/10/7

Efficiency and Welfare

Joseph Tao-yi Wang & Junrok Park

Market Efficiency and Market Failure

- ▶ Forces of supply and demand
 - Allocate resources efficiently
- ▶ Assumptions about how markets work
 1. Markets are perfectly competitive
 2. Outcome in a market matters only to the buyers and sellers in that market
- ▶ When these assumptions do not hold
 - ▶ “Market equilibrium is efficient” may no longer be true

2022/10/7

Efficiency and Welfare

Joseph Tao-yi Wang & Junrok Park

Market Efficiency and Market Failure

- ▶ Market failures
- ▶ **Market power:** a single buyer or seller (small group) control market prices
 - ▶ Markets are inefficient
- ▶ **Externalities:** decisions of buyers and sellers affect people who are not participants in the market at all
 - ▶ Inefficient equilibrium - from the standpoint of society as a whole

2022/10/7

Efficiency and Welfare

Joseph Tao-yi Wang & Junrok Park

Ask The Experts

Supplying Kidneys

- ▶ “A market that allows payment for human kidneys should be established on a trial basis to help extend the lives of patients with kidney disease.”
 - ▶ Do you Agree or Disagree?
- ▶ Do you think Economists Agree or Disagree?

Source: IGM Economic Experts Panel, March 11, 2014

2022/10/7

Efficiency and Welfare

Joseph Tao-yi Wang & Junrok Park

slido



Do you "Agree" or "Disagree"?

“A market that allows payment for human kidneys should be established on a trial basis to help extend the lives of patients with kidney disease.”

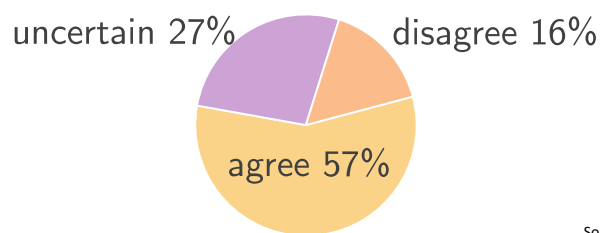
① Start presenting to display the poll results on this slide.

Ask The Experts

Supplying Kidneys

- ▶ “A market that allows payment for human kidneys should be established on a trial basis to help extend the lives of patients with kidney disease.”

What do economists say?



Source: IGM Economic Experts Panel, March 11, 2014

2022/10/7

Efficiency and Welfare

Joseph Tao-yi Wang & Junrok Park

Think-Pair-Share

Some years ago, The Boston Globe ran the headline...

“How a Mother’s Love Helped Save Two Lives.” The mom couldn’t donate a kidney to her son (not compatible).

Hospital’s solution: the mom donates one of her kidneys to a stranger, her son moves to the top of the kidney waiting list.

- What do you know about the market for kidneys?
- Is the current situation efficient? Is it fair?
- What would happen with the efficiency of the market if people were allowed to sell/buy kidneys?

2022/10/7

Efficiency and Welfare

Joseph Tao-yi Wang & Junrok Park

slido



What do you know about the market for kidneys?

① Start presenting to display the poll results on this slide.

slido



Is the current situation efficient? Is it fair?

① Start presenting to display the poll results on this slide.

slido



What would happen with the efficiency of the market if people were allowed to sell/buy kidneys?

① Start presenting to display the poll results on this slide.



Consequences of Selling a Kidney in India source: ->

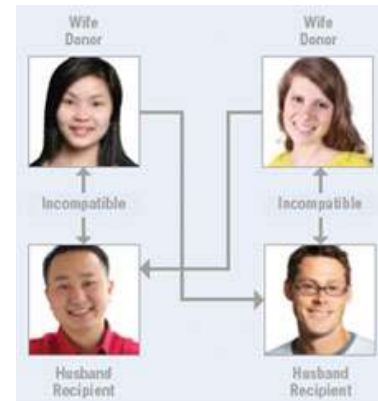
- ▶ In India, the purchase of kidneys from living-unrelated donors has occurred for more than a decade
- ▶ What are the economic and health consequences of sales?
 - ▶ The average price was USD 1,070 (about NTD 33,000)
 - ▶ 96% of participants sold to pay off debts
 - ▶ 75% of participants were still in debt after sales
 - ▶ 86% of participants reported a deterioration in their health status
 - ▶ 79% of participants would not recommend that others sell a kidney
- ▶ In Iran, there is an official organ market regulated by the government
 - ▶ Compensated donors have similar consequences
- ▶ What are the underlying assumptions for efficiency of equilibrium price?

Even If Selling Organs is Not Allowed...

- ▶ Should we ban ALL organ exchanges
 - ▶ (even without monetary transfers)?
 - ▶ Such as: UCLA Kidney Exchange Program

Kidney SWAP(配對交換捐贈):

- ▶ Paired Donor Exchange Transplantation
- ▶ When a donor and a recipient cannot match (blood type, etc.), they can exchange with another pair with similar problems
- ▶ What about 3-way-exchange?



2022/10/7

Efficiency and Welfare

Joseph Tao-yi Wang & Junrok Park

SWAP Allowed? Why Not Chain Reaction?

- ▶ Chain Transplantation, Kidney Chain (連鎖捐贈) :
- ▶ Altruistic donor gives to a recipient, whose relative donates to a 2nd recipient, whose relative donates...



2022/10/7

Efficiency and Welfare

Joseph Tao-yi Wang & Junrok Park

「肝肝相連到天邊」

60 Lives, 30 Kidneys, All Linked



From Start to Finish
A **donation by a Good Samaritan**, Rick Ruzzamenti, upper left, set in motion a 60-person chain of transplants that ended with a kidney for Donald C. Terry Jr., bottom right.

(2012/2/18 New York Times)

2022/10/7

Efficiency and Welfare

Joseph Tao-yi Wang & Junrok Park

Chapter in a Nutshell

- ▶ **Consumer Surplus**: buyers' willingness to pay for a good minus the amount they actually pay
 - ▶ Measures the benefit buyers get from participating in a market
 - ▶ Area below the **D** curve and above **P**
- ▶ **Producer Surplus**: amount sellers receive for their goods minus their costs of production
 - ▶ Measures the benefit sellers get from participating in a market
 - ▶ Area below **P** and above the **S** curve

2022/10/7

Efficiency and Welfare

Joseph Tao-yi Wang & Junrok Park

Chapter in a Nutshell

- ▶ An allocation of resources that maximizes total surplus is said to be efficient
 - ▶ Policymakers are concerned with the efficiency, as well as the equality, of economic outcomes.
- ▶ Equilibrium of **S** and **D** maximizes total surplus
 - ▶ The invisible hand of the marketplace leads buyers and sellers to allocate resources efficiently.
- ▶ Markets do not allocate resources efficiently in the presence of market failures (market power or externalities)

2022/10/7

Efficiency and Welfare

Joseph Tao-yi Wang & Junrok Park

Chapter 7: Efficiency and Welfare

- ▶ Consumer Surplus + Producer Surplus
= Total Surplus (maximized at Equilibrium)
- ▶ Efficiency vs. Equality
- ▶ Homework:
 - ▶ Mankiw, Ch.7, Problem 6, 7, 9-11
- ▶ Additional Questions:
 - ▶ True or False. If consumers buy 1,000 heads of lettuce per week, and if the price of lettuce falls by \$1 per head, then the consumer surplus will increase by \$1,000.

2022/10/7

Efficiency and Welfare

Joseph Tao-yi Wang & Junrok Park

Chapter 7: Challenge Questions/ex-Midterm

- ▶ 2017 - Essay B3
- ▶ 2018 - Essay A5
- ▶ 2021 - Essay A1, A3, C1-C2

2022/10/7

Efficiency and Welfare

Joseph Tao-yi Wang & Junrok Park

Video for Self-Study

Chapter 6: Price Control and Taxation

- ▶ Markets are good? Price control is bad!
- ▶ Taxation forms a wedge between P_b and P_s
- ▶ Homework:
 - ▶ Mankiw, Ch. 6, Problem 3, 5, 7-10
- ▶ Additional Questions:
 - ▶ True or False. A price ceiling on wheat would cause the price of bread to fall.
 - ▶ True or False. iPhone 13 contain A15 CPUs made by TSMC. If Apple made its own CPUs, iPhone 13 would be cheaper.

2022/10/7

Efficiency and Welfare

Joseph Tao-yi Wang & Junrok Park

Video for Self-Study

Chapter 6: Challenge Questions/ex-Midterm

- ▶ 2016 - Part C
- ▶ 2017 - Part D
- ▶ 2018 - Part A1, A6
- ▶ 2019 - Part B1, B3
- ▶ 2021 - Part A2, C3b
- ▶ **OLD midterm (retired):**
 - ▶ 2009 - (Multiple Choice Q11)
 - ▶ 2010 - (True/False Q6-Q8)
 - ▶ 2012 - (True/False Q3-Q4)
 - ▶ 2013 - (True/False Q6-Q7)

2022/10/7

Efficiency and Welfare

Joseph Tao-yi Wang & Junrok Park

slido

Audience Q&A Session