


Seventh Edition

Principles of  
**Economics**  
N. Gregory Mankiw



CHAPTER 8 Application:  
**The Costs of Taxation**

Modified by Joseph Tao-yi Wang

© 2015 Cengage Learning. All Rights Reserved. May not be copied, scanned, or duplicated, in whole or in part, except for use as permitted in a license distributed with a certain product or service or otherwise in a password-protected system for classroom use.

In this chapter,  
look for the answers to these questions

- How does a tax affect consumer surplus, producer surplus, and total surplus?
- What is the deadweight loss of a tax?
- What factors determine the size of this deadweight loss?
- How does tax revenue depend on the size of the tax?

© 2015 Cengage Learning. All Rights Reserved. May not be copied, scanned, or duplicated, in whole or in part, except for use as permitted in a license distributed with a certain product or service or otherwise in a password-protected system for classroom use.

Review from Chapter 6

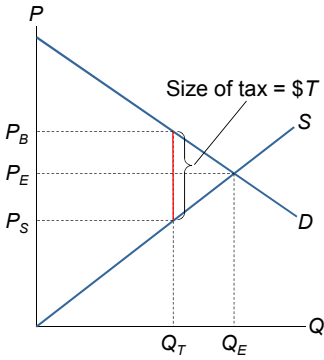
- A tax
  - drives a wedge between the price buyers pay and the price sellers receive.
  - raises the price buyers pay and lowers the price sellers receive.
  - reduces the quantity bought & sold.
- These effects are the same whether the tax is imposed on buyers or sellers, so we do not make this distinction in this chapter.

© 2015 Cengage Learning. All Rights Reserved. May not be copied, scanned, or duplicated, in whole or in part, except for use as permitted in a license distributed with a certain product or service or otherwise in a password-protected system for classroom use.

The Effects of a Tax

Eq'm with no tax:  
Price =  $P_E$   
Quantity =  $Q_E$

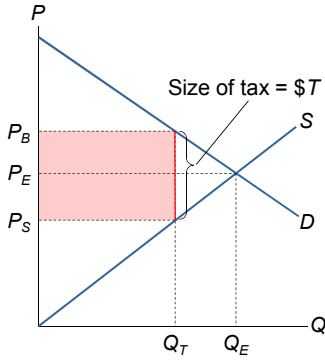
Eq'm with tax =  $\$T$  per unit:  
Buyers pay  $P_B$   
Sellers receive  $P_S$   
Quantity =  $Q_T$



© 2015 Cengage Learning. All Rights Reserved. May not be copied, scanned, or duplicated, in whole or in part, except for use as permitted in a license distributed with a certain product or service or otherwise in a password-protected system for classroom use.

The Effects of a Tax

Revenue from tax:  
 $\$T \times Q_T$



© 2015 Cengage Learning. All Rights Reserved. May not be copied, scanned, or duplicated, in whole or in part, except for use as permitted in a license distributed with a certain product or service or otherwise in a password-protected system for classroom use.

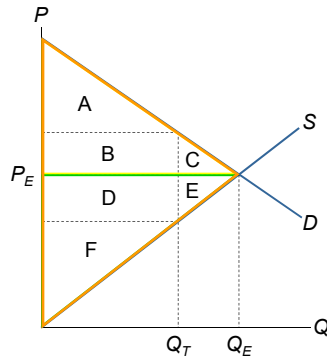
The Effects of a Tax

- Next, we apply welfare economics to measure the gains and losses from a tax.
- We determine consumer surplus (CS), producer surplus (PS), tax revenue, and total surplus with and without the tax.
- Tax revenue can fund beneficial services (e.g., education, roads, police), so we include it in total surplus.

© 2015 Cengage Learning. All Rights Reserved. May not be copied, scanned, or duplicated, in whole or in part, except for use as permitted in a license distributed with a certain product or service or otherwise in a password-protected system for classroom use.

## The Effects of a Tax

Without a tax,  
 $CS = A + B + C$   
 $PS = D + E + F$   
 Tax revenue = 0  
 Total surplus  
 $= CS + PS$   
 $= A + B + C + D + E + F$

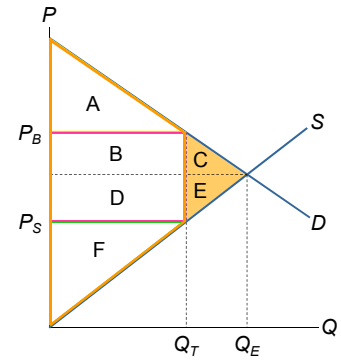


© 2015 Cengage Learning. All Rights Reserved. May not be copied, scanned, or duplicated, in whole or in part, except for use as permitted in a license distributed with a certain product or service or otherwise on a password-protected website for classroom use.

6

## The Effects of a Tax

With the tax,  
 $CS = A$   
 $PS = F$   
 Tax revenue =  $B + D$   
 Total surplus  
 $= A + B + D + F$   
 The tax reduces total surplus by  $C + E$

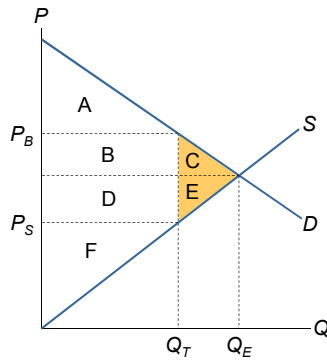


© 2015 Cengage Learning. All Rights Reserved. May not be copied, scanned, or duplicated, in whole or in part, except for use as permitted in a license distributed with a certain product or service or otherwise on a password-protected website for classroom use.

7

## The Effects of a Tax

$C + E$  is called the **deadweight loss (DWL)** of the tax, the fall in total surplus that results from a market distortion, such as a tax.

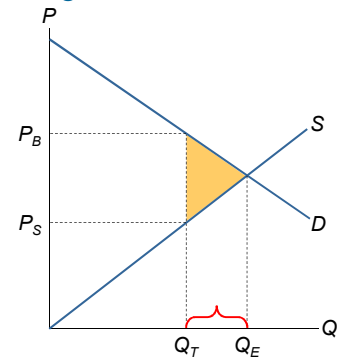


© 2015 Cengage Learning. All Rights Reserved. May not be copied, scanned, or duplicated, in whole or in part, except for use as permitted in a license distributed with a certain product or service or otherwise on a password-protected website for classroom use.

8

## About the Deadweight Loss

Because of the tax, the units between  $Q_T$  and  $Q_E$  are not sold. The value of these units to buyers is greater than the cost of producing them, so the tax prevents some mutually beneficial trades.

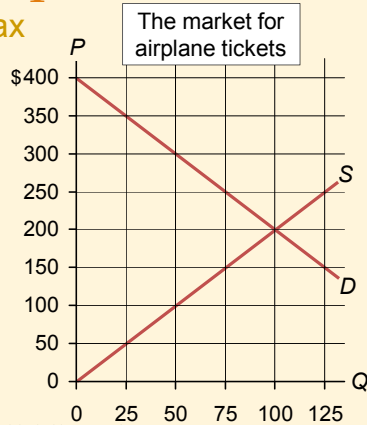


© 2015 Cengage Learning. All Rights Reserved. May not be copied, scanned, or duplicated, in whole or in part, except for use as permitted in a license distributed with a certain product or service or otherwise on a password-protected website for classroom use.

9

### ACTIVE LEARNING 1 Analysis of a tax

- A.** Compute CS, PS, and total surplus without a tax.
- B.** If \$100 tax per ticket, compute CS, PS, tax revenue, total surplus, and DWL.



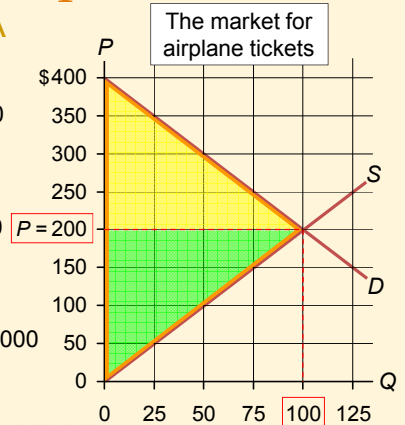
© 2015 Cengage Learning. All Rights Reserved. May not be copied, scanned, or duplicated, in whole or in part, except for use as permitted in a license distributed with a certain product or service or otherwise on a password-protected website for classroom use.

### ACTIVE LEARNING 1 Answers to A

CS  
 $= \frac{1}{2} \times 200 \times 100$   
 $= \underline{\$10,000}$

PS  
 $= \frac{1}{2} \times 200 \times 100$   
 $= \underline{\$10,000}$

Total surplus  
 $= \$10,000 + \$10,000$   
 $= \underline{\$20,000}$



© 2015 Cengage Learning. All Rights Reserved. May not be copied, scanned, or duplicated, in whole or in part, except for use as permitted in a license distributed with a certain product or service or otherwise on a password-protected website for classroom use.

### ACTIVE LEARNING 1

### Answers to B

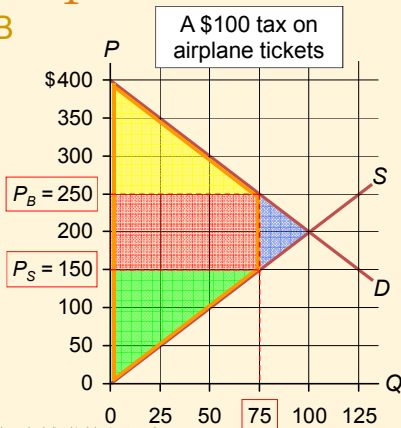
CS  
 =  $\frac{1}{2} \times \$150 \times 75$   
 = **\$5,625**

PS = **\$5,625**

Tax revenue  
 =  $\$100 \times 75$   
 = **\$7,500**

Total surplus  
 = **\$18,750**

DWL = **\$1,250**



© 2015 Cengage Learning. All Rights Reserved. May not be copied, scanned, or duplicated, in whole or in part, except for use as permitted in a license distributed with a certain product or service or otherwise on a password-protected website for classroom use.

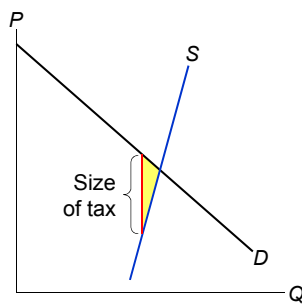
### What Determines the Size of the DWL?

- Which goods or services should govt tax to raise the revenue it needs?
- One answer: those with the smallest DWL.
- When is the DWL small vs. large? Turns out it depends on the price elasticities of supply and demand.
- Recall: The price elasticity of demand (or supply) measures how much  $Q^D$  (or  $Q^S$ ) changes when  $P$  changes.

© 2015 Cengage Learning. All Rights Reserved. May not be copied, scanned, or duplicated, in whole or in part, except for use as permitted in a license distributed with a certain product or service or otherwise on a password-protected website for classroom use.

### DWL and the Elasticity of Supply

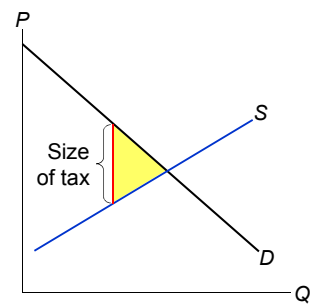
When supply is inelastic, it's harder for firms to leave the market when the tax reduces  $P_S$ . So, the tax only reduces  $Q$  a little, and DWL is small.



© 2015 Cengage Learning. All Rights Reserved. May not be copied, scanned, or duplicated, in whole or in part, except for use as permitted in a license distributed with a certain product or service or otherwise on a password-protected website for classroom use.

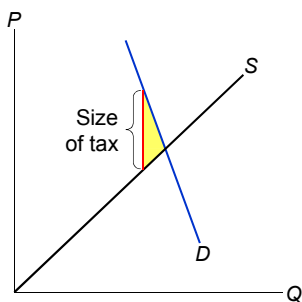
### DWL and the Elasticity of Supply

The more elastic is supply, the easier for firms to leave the market when the tax reduces  $P_S$ , the greater  $Q$  falls below the surplus-maximizing quantity, the greater the DWL.



© 2015 Cengage Learning. All Rights Reserved. May not be copied, scanned, or duplicated, in whole or in part, except for use as permitted in a license distributed with a certain product or service or otherwise on a password-protected website for classroom use.

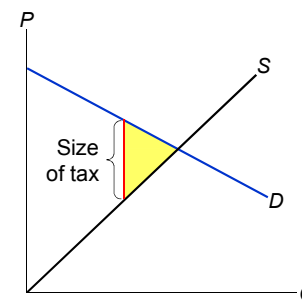
### DWL and the Elasticity of Demand



When demand is inelastic, it's harder for consumers to leave the market when the tax raises  $P_B$ . So, the tax only reduces  $Q$  a little, and DWL is small.

© 2015 Cengage Learning. All Rights Reserved. May not be copied, scanned, or duplicated, in whole or in part, except for use as permitted in a license distributed with a certain product or service or otherwise on a password-protected website for classroom use.

### DWL and the Elasticity of Demand



The more elastic is demand, the easier for buyers to leave the market when the tax increases  $P_B$ , the more  $Q$  falls below the surplus-maximizing quantity, and the greater the DWL.

© 2015 Cengage Learning. All Rights Reserved. May not be copied, scanned, or duplicated, in whole or in part, except for use as permitted in a license distributed with a certain product or service or otherwise on a password-protected website for classroom use.

## ACTIVE LEARNING 2

### Elasticity and the DWL of a tax

Would the DWL of a tax be larger if the tax were on:

- A. Rice Burgers or sunscreen?
- B. Hotel rooms in the short run or hotel rooms in the long run?
- C. Groceries or meals at fancy restaurants?

© 2015 Cengage Learning. All Rights Reserved. May not be copied, scanned, or duplicated, in whole or in part, except for use as permitted in a license distributed with a certain product or service or otherwise on a password-protected website for classroom use.

## ACTIVE LEARNING 2

### Answers

#### A. Rice Burgers or sunscreen

From Chapter 5:

Rice Burgers has more close substitutes than sunscreen, so demand for Rice Burgers is more price-elastic than demand for sunscreen.

So, a tax on Rice Burgers would cause a larger DWL than a tax on sunscreen.

© 2015 Cengage Learning. All Rights Reserved. May not be copied, scanned, or duplicated, in whole or in part, except for use as permitted in a license distributed with a certain product or service or otherwise on a password-protected website for classroom use.

## ACTIVE LEARNING 2

### Answers

#### B. Hotel rooms in the short run or long run

From Chapter 5:

The price elasticities of demand and supply for hotel rooms are larger in the long run than in the short run.

So, a tax on hotel rooms would cause a larger DWL in the long run than in the short run.

© 2015 Cengage Learning. All Rights Reserved. May not be copied, scanned, or duplicated, in whole or in part, except for use as permitted in a license distributed with a certain product or service or otherwise on a password-protected website for classroom use.

## ACTIVE LEARNING 2

### Answers

#### C. Groceries or meals at fancy restaurants

From Chapter 5:

Groceries are more of a necessity and therefore less price-elastic than meals at fancy restaurants.

So, a tax on restaurant meals would cause a larger DWL than a tax on groceries.

© 2015 Cengage Learning. All Rights Reserved. May not be copied, scanned, or duplicated, in whole or in part, except for use as permitted in a license distributed with a certain product or service or otherwise on a password-protected website for classroom use.

## ACTIVE LEARNING 3

### Discussion question

- The government must raise tax revenue to pay for schools, police, etc. To do this, it can either tax groceries or meals at fancy restaurants.
- Which should it tax?

© 2015 Cengage Learning. All Rights Reserved. May not be copied, scanned, or duplicated, in whole or in part, except for use as permitted in a license distributed with a certain product or service or otherwise on a password-protected website for classroom use.

## How Big Should the Government Be?

- A bigger government provides more services, but requires higher taxes, which cause DWLs.
- The larger the DWL from taxation, the greater the argument for smaller government.
- The tax on labor income is especially important; it's the biggest source of govt revenue.
- For the typical worker, the **marginal tax rate** (the tax on the last dollar of earnings) is about 40%.
- How big is the DWL from this tax? It depends on elasticity....

© 2015 Cengage Learning. All Rights Reserved. May not be copied, scanned, or duplicated, in whole or in part, except for use as permitted in a license distributed with a certain product or service or otherwise on a password-protected website for classroom use.

23

## How Big Should the Government Be?

- If labor supply is inelastic, then this DWL is small.
- Some economists believe labor supply is inelastic, arguing that most workers work full-time regardless of the wage.

## How Big Should the Government Be?

Other economists believe labor taxes are highly distorting because some groups of workers have elastic supply and can respond to incentives:

- Many workers can adjust their hours, e.g., by working overtime.
- Many families have a 2<sup>nd</sup> earner with discretion over whether and how much to work.
- Many elderly choose when to retire based on the wage they earn.
- Some people work in the “underground economy” to evade high taxes.

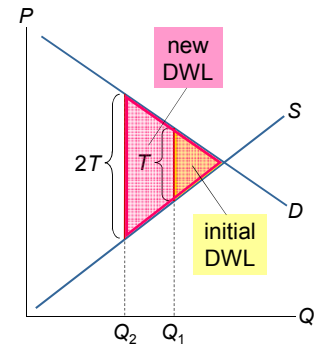
## The Effects of Changing the Size of the Tax

- Policymakers often change taxes, raising some and lowering others.
- What happens to DWL and tax revenue when taxes change? We explore this next....

## DWL and the Size of the Tax

Initially, the tax is  $T$  per unit.

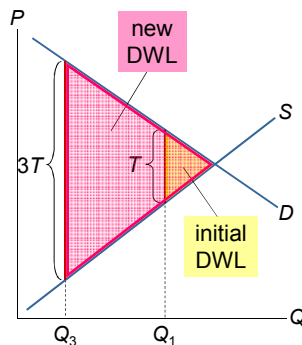
Doubling the tax causes the DWL to more than double.



## DWL and the Size of the Tax

Initially, the tax is  $T$  per unit.

Tripling the tax causes the DWL to more than triple.



## DWL and the Size of the Tax

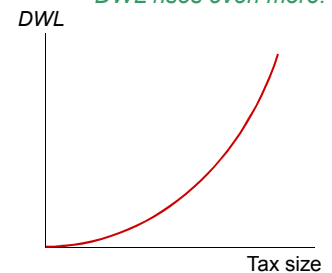
### Implication

When tax rates are low, raising them doesn't cause much harm, and lowering them doesn't bring much benefit.

When tax rates are high, raising them is very harmful, and cutting them is very beneficial.

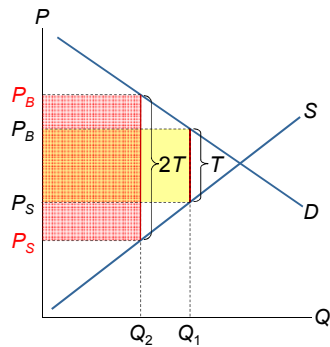
### Summary

When a tax increases, DWL rises even more.



## Revenue and the Size of the Tax

When the tax is small, increasing it causes tax revenue to rise.

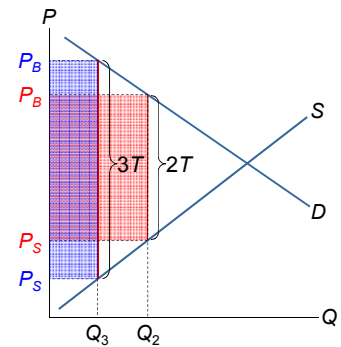


© 2015 Cengage Learning. All Rights Reserved. May not be copied, scanned, or duplicated, in whole or in part, except for use as permitted in a license distributed with a certain product or service or otherwise in a password-protected system for classroom use.

30

## Revenue and the Size of the Tax

When the tax is larger, increasing it causes tax revenue to fall.

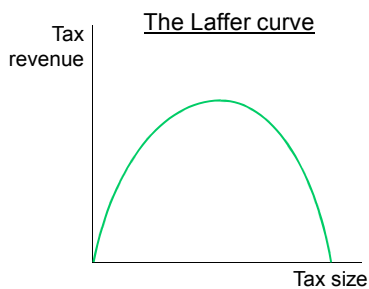


© 2015 Cengage Learning. All Rights Reserved. May not be copied, scanned, or duplicated, in whole or in part, except for use as permitted in a license distributed with a certain product or service or otherwise in a password-protected system for classroom use.

31

## Revenue and the Size of the Tax

The **Laffer curve** shows the relationship between the size of the tax and tax revenue.



© 2015 Cengage Learning. All Rights Reserved. May not be copied, scanned, or duplicated, in whole or in part, except for use as permitted in a license distributed with a certain product or service or otherwise in a password-protected system for classroom use.

32

## Summary

- A tax on a good reduces the welfare of buyers and sellers. This welfare loss usually exceeds the revenue the tax raises for the govt.
- The fall in total surplus (consumer surplus, producer surplus, and tax revenue) is called the deadweight loss (DWL) of the tax.
- A tax has a DWL because it causes consumers to buy less and producers to sell less, thus shrinking the market below the level that maximizes total surplus.

© 2015 Cengage Learning. All Rights Reserved. May not be copied, scanned, or duplicated, in whole or in part, except for use as permitted in a license distributed with a certain product or service or otherwise in a password-protected system for classroom use.

## Summary

- The price elasticities of demand and supply measure how much buyers and sellers respond to price changes. Therefore, higher elasticities imply higher DWLs.
- An increase in the size of a tax causes the DWL to rise even more.
- An increase in the size of a tax causes revenue to rise at first, but eventually revenue falls because the tax reduces the size of the market.

© 2015 Cengage Learning. All Rights Reserved. May not be copied, scanned, or duplicated, in whole or in part, except for use as permitted in a license distributed with a certain product or service or otherwise in a password-protected system for classroom use.

## Taxation: A Welfare Analysis

- Deadweight Loss (Harburger Triangle)
- Homework: Mankiw, Ch. 8, Problems 2, 4, 5, 8, 10.

© 2015 Cengage Learning. All Rights Reserved. May not be copied, scanned, or duplicated, in whole or in part, except for use as permitted in a license distributed with a certain product or service or otherwise in a password-protected system for classroom use.

35