

Principles of Economics

Chapter 5:

Elasticity and Its Application



This work is licensed by Joseph Tao-yi Wang for the use of General Education TW ONLY. The copyright belongs to the above mentioned licensor(s).

2021/10/8

Elasticity

Joseph Tao-yi Wang

In This Chapter

- ▶ What is **elasticity**?
- ▶ What kinds of issues can elasticity help us understand?
- ▶ What is the **price elasticity of demand**?
 - ▶ How is it related to the demand curve?
 - ▶ How is it related to revenue and expenditure?
- ▶ What is the **price elasticity of supply**?
 - ▶ How is it related to the supply curve?
- ▶ What are **income** and **cross-price** elasticities of demand?

2021/10/8

Elasticity

Joseph Tao-yi Wang

Our Scenario

- ▶ You maintain the social media accounts for local businesses
 - ▶ You charge NT\$6,000 per business, and currently maintain the social media accounts for 12 businesses per year.
- ▶ Your costs are rising (including the opportunity cost of your time).
 - ▶ You consider raising the price to NT\$7,500.

2021/10/8

Elasticity

Joseph Tao-yi Wang

Our Scenario

- ▶ The law of demand: if you raise your price, you will not have as many accounts to maintain.
 - ▶ How many fewer accounts?
 - ▶ How much will your revenue fall, or might it increase?

2021/10/8

Elasticity

Joseph Tao-yi Wang

The Elasticity of Demand

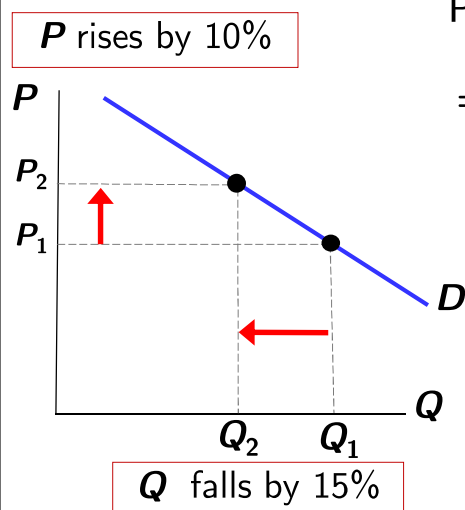
- ▶ Elasticity
 - ▶ Measure of the responsiveness of Q^d or Q^s to a change in one of its determinants
- ▶ Price Elasticity of Demand
 - ▶ How much the quantity demanded of a good responds to a change in the price of that good
 - ▶ Loosely speaking, it measures the price-sensitivity of buyers' demand
 - ▶ Actually, price elasticity IS price sensitivity!

2021/10/8

Elasticity

Joseph Tao-yi Wang

The Price Elasticity of Demand



Price Elasticity of Demand is

$$= \frac{\text{Percentage change in } Q^d}{\text{Percentage change in } P} = \frac{15\%}{10\%} = 1.5$$

Along a D curve, P and Q move in opposite directions, which would make **price elasticity negative**.

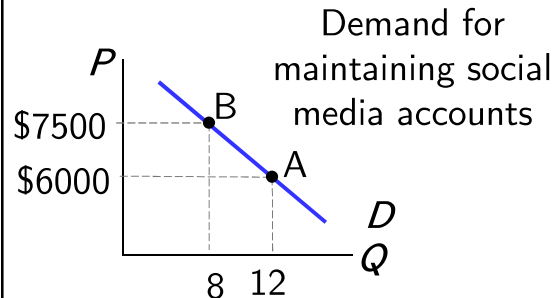
We will drop the minus sign and report all price elasticities as positive numbers (absolute values).

2021/10/8

Elasticity

Joseph Tao-yi Wang

Calculating Percentage Changes



▶ **Going from B to A:**

▶ % change in P = -20%

▶ % change in Q = 50%

▶ Price elasticity = $50/20 = 2.5$

Standard method of computing the percentage (%) change:

$$\frac{\text{end value} - \text{start value}}{\text{start value}} \times 100\%$$

▶ **Going from A to B:**

▶ the % change in P = 25%

▶ the % change in Q = -33%

▶ Price elasticity = $33/25 = 1.33$

We get different values!

2021/10/8

Elasticity

Joseph Tao-yi Wang

The Price Elasticity of Demand

▶ Midpoint method

▶ The **midpoint** is the number halfway between the start and end values

▶ The average of those values

▶ % change = $\frac{\text{end value} - \text{start value}}{\text{midpoint}} \times 100\%$

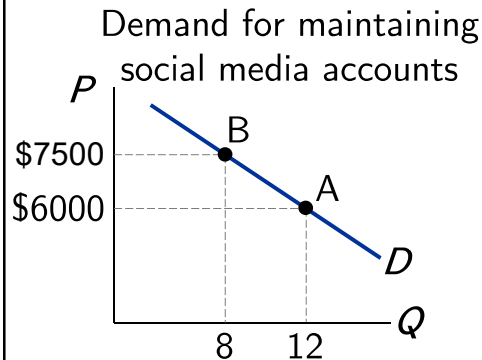
▶ Price elasticity of demand = $\frac{\frac{Q_2 - Q_1}{(Q_2 + Q_1)/2}}{\frac{P_2 - P_1}{(P_2 + P_1)/2}}$

2021/10/8

Elasticity

Joseph Tao-yi Wang

Our Scenario: Calculating Percentage Changes



Using the midpoint method of computing % changes:

% change in $P =$

$$\frac{\$7,500 - \$6,000}{\$6,750} \times 100\% = 22.2\%$$

$$\% \text{ change in } Q = \frac{12 - 8}{10} \times 100\% = 40.0\%$$

$$\text{Price elasticity of demand} = 40/22.2 = 1.8$$

2021/10/8

Elasticity

Joseph Tao-yi Wang

Active Learning 1: Calculate an Elasticity

Use the following information to calculate the price elasticity of demand for iPhone 13 Pro:

- if $P = \text{NT}\$32,900$, $Q^d = 10,600$
- if $P = \text{NT}\$50,400$, $Q^d = 8,400$

- Use the midpoint method to calculate percentage change in price
- Use the midpoint method to calculate percentage change in quantity
- Calculate the price elasticity of demand

2021/10/8

Elasticity

Joseph Tao-yi Wang

slido



If $P = \text{NT}\$32,900$, $Q^d = 10,600$

If $P = \text{NT}\$50,400$, $Q^d = 8,400$

Using the midpoint method, the percentage change in price is:

① Start presenting to display the poll results on this slide.

2021/10/8

slido



If $P = \text{NT}\$32,900$, $Q^d = 10,600$

If $P = \text{NT}\$50,400$, $Q^d = 8,400$

Using the midpoint method, the percentage change in quantity is:

① Start presenting to display the poll results on this slide.

2021/10/8

slido



If $P = \text{NT\$}32,900$, $Q^d = 10,600$

If $P = \text{NT\$}50,400$, $Q^d = 8,400$

Using the midpoint method, the price elasticity of demand is:

① Start presenting to display the poll results on this slide.

2021/10/8

Active Learning 1: Answers

Using the midpoint method to calculate percentage changes:

A. % change in $P =$

$$[(\$50,400 - \$32,900)/\$41,650] \times 100 = 42.02\%$$

B. % change in $Q^d =$

$$[(10,600 - 8,400)/9,500] \times 100 = 23.16\%$$

C. Price elasticity of demand =

$$= \% \text{ change in } Q^d / \% \text{ change in } P$$

$$= 23.16/42.02 = 0.55$$

Determinants of Price Elasticity of Demand

We look at a series of examples comparing two common goods.

- ▶ In each example:
 - ▶ Suppose prices of both goods rise by 20%
 - ▶ Which good has the highest price elasticity of demand? Why?
 - ▶ What lesson we learn about the determinants of price elasticity of demand?

2021/10/8

Elasticity

Joseph Tao-yi Wang

slido



Example 1: Samsung S21 vs. iPhone 13 Pro
Prices of both of these goods rise by 20%.
For which good does Q^d drop the most?

① Start presenting to display the poll results on this slide.

2021/10/8

Example 1: Samsung S21 vs. iPhone 13 Pro

- ▶ Prices of both of these goods rise by 20%.
For which good does Q^d drop the most? Why?
- ▶ Samsung S21 has many close substitutes, so buyers can easily switch if the price rises
- ▶ iPhone 13 Pro has no close substitutes, so a price increase would not affect demand much
- ▶ Price elasticity is higher when close substitutes are available.

2021/10/8

Elasticity

Joseph Tao-yi Wang

slido



Example 2: Mountain Dew vs. Soda (Pop)
Prices of both of these goods rise by 20%.
For which good does Q^d drop the most?

① Start presenting to display the poll results on this slide.

2021/10/8

Example 2: Mountain Dew vs. Soda (Pop)

- ▶ Prices of both of these goods rise by 20%.
For which good does Q^d drop the most? Why?
- ▶ For a narrowly defined good, Mountain Dew, there are many substitutes
- ▶ There are fewer substitutes available for broadly defined goods (soda / pop)
- ▶ Price elasticity is higher for narrowly defined goods than for broadly defined ones.

2021/10/8

Elasticity

Joseph Tao-yi Wang

slido



Example 3: Insulin vs. Rolex Watches
Prices of both of these goods rise by 20%.
For which good does Q^d drop the most?

① Start presenting to display the poll results on this slide.

2021/10/8

Example 3: Insulin vs. Rolex Watches

- ▶ Prices of both of these goods rise by 20%.
For which good does Q^d drop the most? Why?
- ▶ Insulin is a necessity to diabetics. A rise in price would cause little or no decrease in quantity demanded
- ▶ A Rolex watch is a luxury. If the price rises, some people will forego it.
- ▶ Price elasticity is higher for luxuries than for necessities.

2021/10/8

Elasticity

Joseph Tao-yi Wang

slido



Example 4: Gasoline, Short Run vs. Long Run
The price of gasoline rises 20%. Does Q^d drop more in the short run or the long run?

① Start presenting to display the poll results on this slide.

2021/10/8

Example 4: Gasoline, Short Run vs. Long Run

- ▶ The price of gasoline rises 20%. Does Q^d drop more **in the short run or the long run?** Why?
- ▶ There's not much people can do in the short run, other than ride the bus or carpool.
- ▶ In the long run, people can buy smaller cars or live closer to work.
- ▶ **Price elasticity is higher in the long run.**

2021/10/8

Elasticity

Joseph Tao-yi Wang

The Variety of Demand Curves

- ▶ Demand is elastic
 - ▶ Price elasticity of demand > 1
- ▶ Demand is inelastic
 - ▶ Price elasticity of demand < 1
- ▶ Demand has **unit** elasticity
 - ▶ Price elasticity of demand $= 1$

2021/10/8

Elasticity

Joseph Tao-yi Wang

The Variety of Demand Curves

- ▶ Demand is **perfectly** inelastic
 - ▶ Price elasticity of demand = 0
 - ▶ Demand curve is vertical
- ▶ Demand is **perfectly** elastic
 - ▶ Price elasticity of demand = infinity
 - ▶ Demand curve is horizontal
- ▶ The flatter the demand curve
 - ▶ The greater the price elasticity of demand

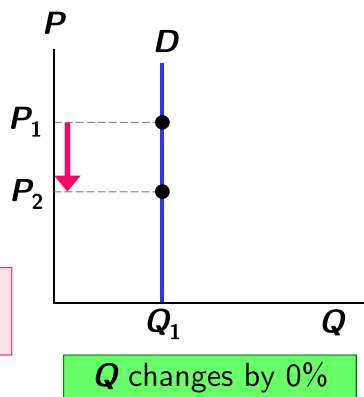
2021/10/8

Elasticity

Joseph Tao-yi Wang

Perfectly Inelastic Demand

$$\text{Price elasticity of demand} = \frac{\% \text{ change in } Q}{\% \text{ change in } P} = \frac{0\%}{10\%} = 0$$



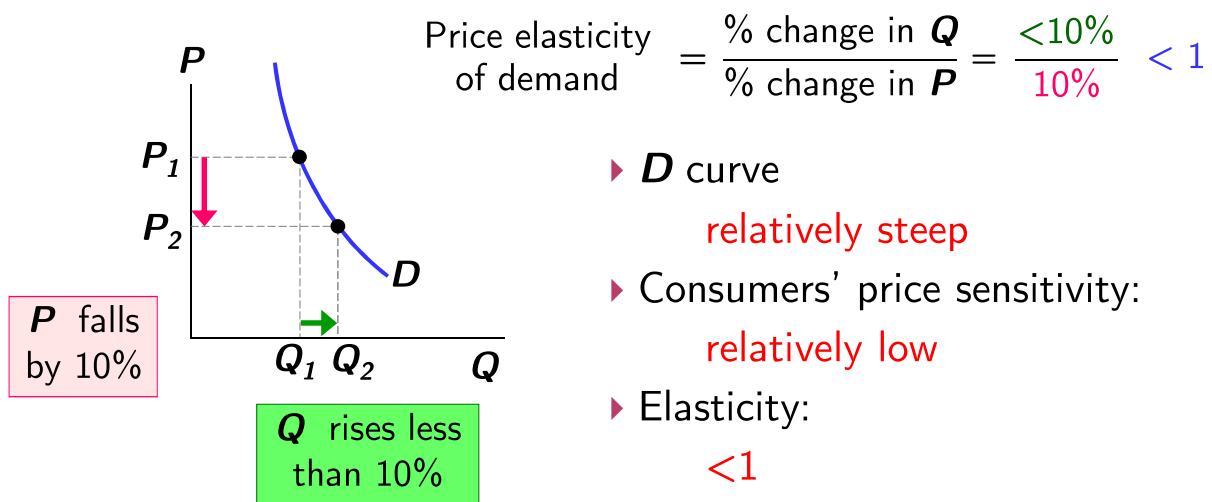
- ▶ **D** curve:
Vertical
- ▶ Consumers' price sensitivity:
None
- ▶ Elasticity:
0

2021/10/8

Elasticity

Joseph Tao-yi Wang

Inelastic Demand

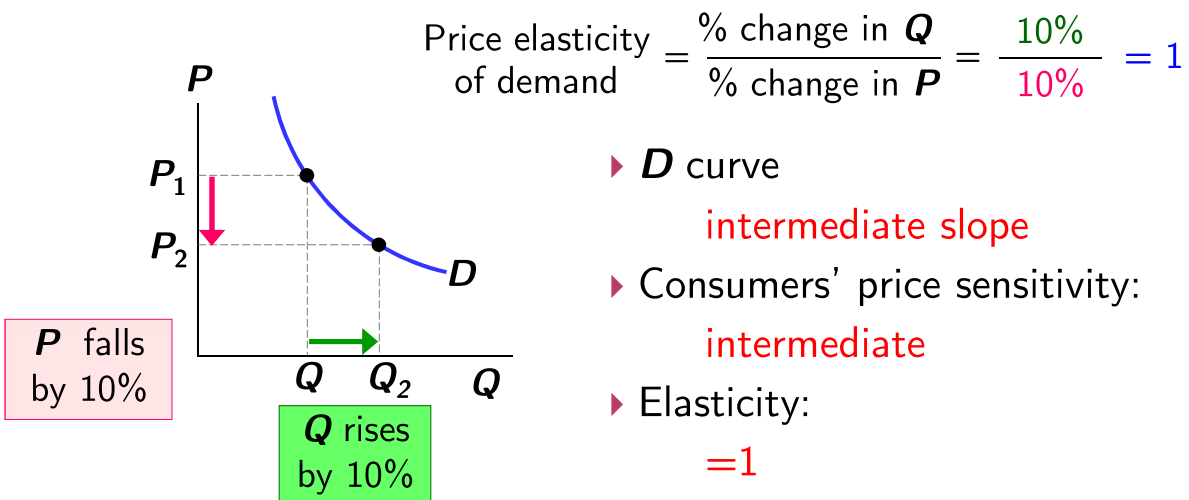


2021/10/8

Elasticity

Joseph Tao-yi Wang

Unit Elastic Demand

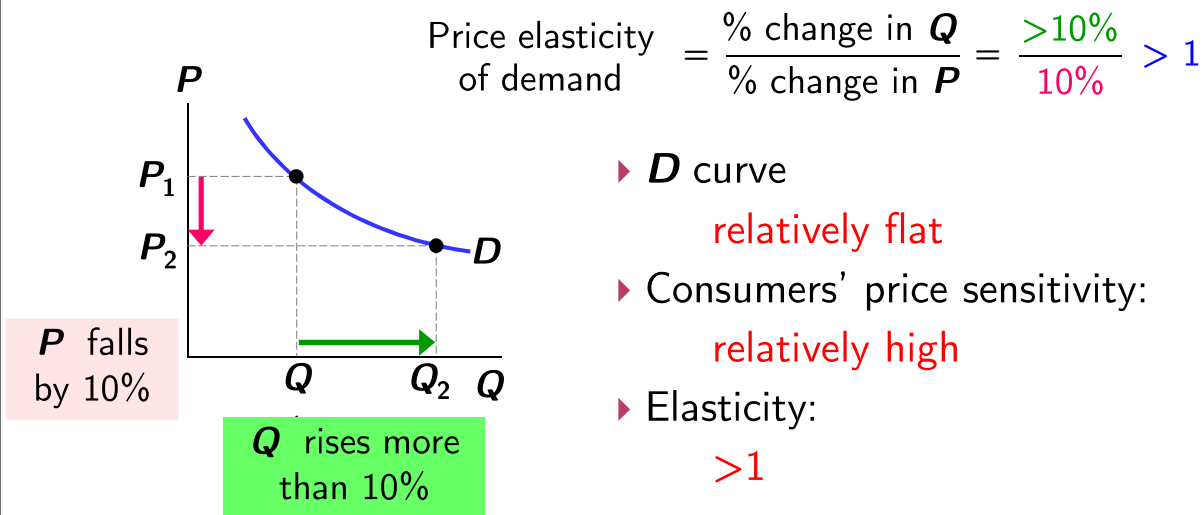


2021/10/8

Elasticity

Joseph Tao-yi Wang

Elastic Demand

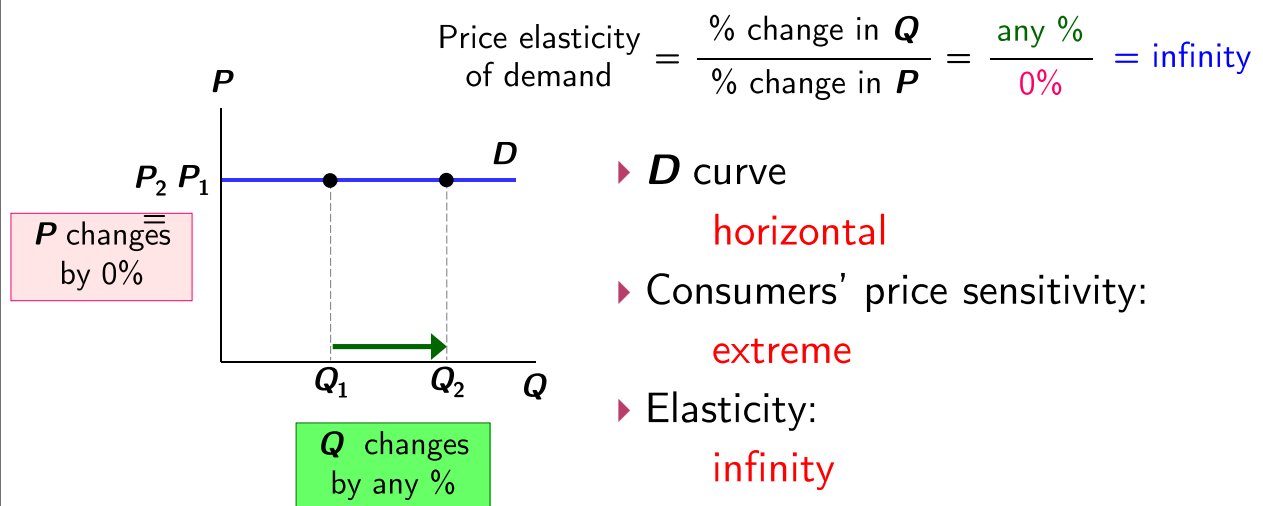


2021/10/8

Elasticity

Joseph Tao-yi Wang

Perfectly Elastic Demand



2021/10/8

Elasticity

Joseph Tao-yi Wang

A Few Elasticities From the Real World

Eggs	0.1
Healthcare	0.2
Cigarettes	0.4
Rice	0.5
Housing	0.7
Beef	1.6
Peanut Butter	1.7
Restaurant meals	2.3
Mountain Dew	4.4

↑ Very Inelastic

↓ Very Elastic

2021/10/8

Elasticity

Joseph Tao-yi Wang

Selected Price Elasticity (from [Wiki](#))

▶ Rice^[48]

- ▶ -0.47 (Austria)
- ▶ -0.80 (Bangladesh)
- ▶ -0.80 (China)
- ▶ -0.25 (Japan)
- ▶ -0.55 (US)

▶ Eggs

- ▶ -0.1 (US: HH only),^[54]
- ▶ -0.35 (Canada),^[55]
- ▶ -0.55 (South Africa)^[56]

▶ Livestock

- ▶ -0.5 to -0.6
(Broiler Chickens)^[44]

2021/10/8

Elasticity

Joseph Tao-yi Wang

Selected Price Elasticity (from [Wiki](#))

- ▶ Soft Drinks
 - ▶ -0.8 to -1.0 (General)^[51]
 - ▶ -3.8 ([Coca-Cola](#))^[52]
 - ▶ -4.4 ([Mountain Dew](#))^[52]
- ▶ Cigarettes (US)^[41]
 - ▶ -0.3 to -0.6 (General)
 - ▶ -0.6 to -0.7 (Youth)
- ▶ Alcoholic Beverages (US)^[42]
 - ▶ -0.3 or -0.7 to -0.9 as of 1972 (Beer)
 - ▶ -1.0 (Wine)
 - ▶ -1.5 (Spirits)

2021/10/8

Elasticity

Joseph Tao-yi Wang

Selected Price Elasticity (from [Wiki](#))

- ▶ Transport
 - ▶ -0.20 (Bus Travel US)^[46]
 - ▶ -2.80 (Ford Compact Automobile)^[50]
- ▶ Airline Travel (US)^[43]
 - ▶ -0.3 (First Class)
 - ▶ -0.9 (Discount)
 - ▶ -1.5 (Pleasure Travel)
- ▶ Car Fuel^[45]
 - ▶ -0.25 (Short Run)
 - ▶ -0.64 (Long Run)

2021/10/8

Elasticity

Joseph Tao-yi Wang

Selected Price Elasticity (from [Wiki](#))

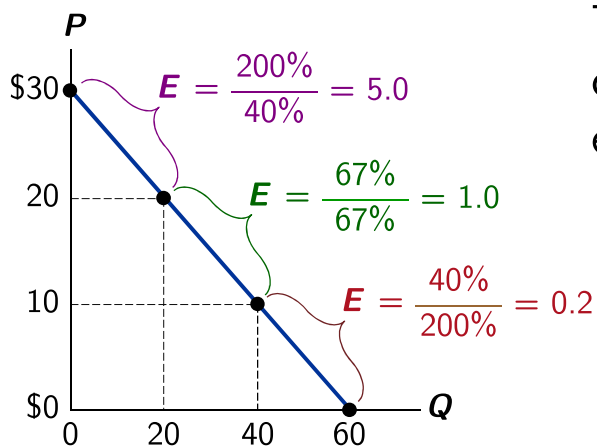
- ▶ Medicine (US)
 - ▶ -0.31 (Medical Insurance)^[46]
 - ▶ -.03 to -.06 (Pediatric Visits)^[47]
- ▶ Oil (World)
 - ▶ -0.4
- ▶ Cinema Visits (US)
 - ▶ -0.87 (General)^[46]
- ▶ Live Performing Arts (Theater, etc.)
 - ▶ -0.4 to -0.9^[49]
- ▶ Steel
 - ▶ -0.2 to -0.3^[53]

2021/10/8

Elasticity

Joseph Tao-yi Wang

Elasticity Along a Linear Demand Curve



The slope of a linear demand curve is constant, but its elasticity is not.

2021/10/8

Elasticity

Joseph Tao-yi Wang

Our Scenario: Total Revenue

Continuing our scenario, if you raise your price from \$6,000 to \$7,500, would your revenue rise or fall?

$$\text{Total Revenue (TR)} = P \times Q$$

- ▶ A price increase has two effects on revenue:
 - ▶ Higher revenue: because of the higher P
 - ▶ Lower revenue: you maintain fewer accounts (lower Q)
- ▶ Which of these two effects is bigger?
 - ▶ It depends on the price elasticity of demand

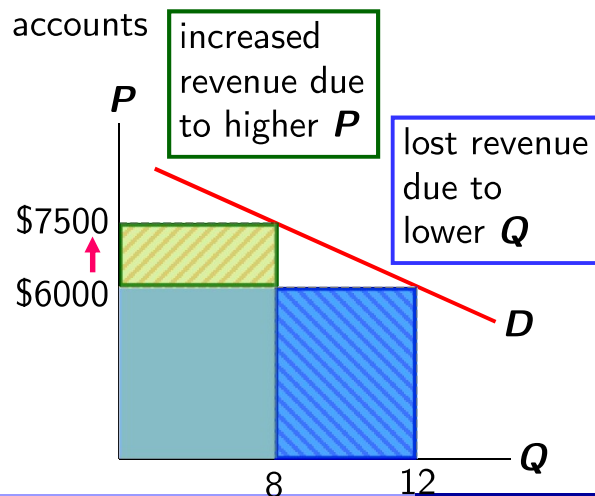
2021/10/8

Elasticity

Joseph Tao-yi Wang

Our Scenario: Elastic Demand

Demand for maintaining social media accounts



- ▶ Price elasticity of demand = 1.8

- ▶ If $P = \text{NT}\$6,000$, $Q = 12$, and $\text{TR} = \text{NT}\$72,000$

- ▶ If $P = \text{NT}\$7,500$, $Q = 8$, and $\text{TR} = \$60,000$

- ▶ When D is elastic, a price increase causes revenue to fall.

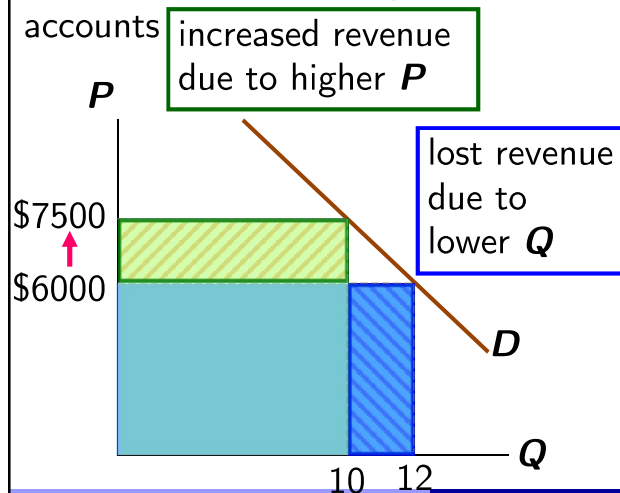
2021/10/8

Elasticity

Joseph Tao-yi Wang

Our Scenario: Inelastic Demand

Demand for maintaining social media accounts



- ▶ Price elasticity of demand = 0.82
- ▶ If $P = \text{NT\$}6,000$, $Q = 12$, and $TR = \text{NT\$}72,000$
- ▶ If $P = \text{NT\$}7,500$, $Q = 10$, and $TR = \text{NT\$}75,000$
- ▶ When D is inelastic, a price increase causes revenue to rise.

2021/10/8

Elasticity

Joseph Tao-yi Wang

Price Elasticity and Total Revenue

- ▶ For a price increase, if demand is elastic
 - ▶ $E > 1$: % change in $Q >$ % change in P
 - ▶ TR decreases: the fall in revenue from lower $Q >$ the increase in revenue from higher P
- ▶ For a price increase, if demand is inelastic
 - ▶ $E < 1$: % change in $Q <$ % change in P
 - ▶ TR increases: the fall in revenue from lower $Q <$ the increase in revenue from higher P

2021/10/8

Elasticity

Joseph Tao-yi Wang

Active Learning 2: Elasticity and Total Revenue

- A. Pharmacies raise the price of insulin by 10%.
 - ▶ Does total expenditure on insulin rise or fall?
- B. As a result of a fare war, the price of a luxury cruise falls 20%.
 - ▶ Does luxury cruise companies' total revenue rise or fall?

2021/10/8

Elasticity

Joseph Tao-yi Wang

slido



Pharmacies raise the price of insulin by 10%.
Does total expenditure on insulin rise or fall?

① Start presenting to display the poll results on this slide.

2021/10/8

Active Learning 2: Answers, A

- A. Pharmacies raise the price of insulin by 10%.
- ▶ Does total expenditure on insulin rise or fall?
 - ▶ Expenditure = total revenue = $P \times Q$
 - ▶ Since demand for insulin is inelastic, Q will fall less than 10%, so expenditure rises.

2021/10/8

Elasticity

Joseph Tao-yi Wang

slido



As a result of a fare war, the price of a luxury cruise falls 20%.
Does luxury cruise companies' total revenue rises or falls?

① Start presenting to display the poll results on this slide.

2021/10/8

Active Learning 2: Answers, B

- B. As a result of a fare war, the price of a luxury cruise falls 20%.
- ▶ Does luxury cruise companies' total revenue rises or falls?
 - ▶ Revenue = $P \times Q$
 - ▶ The fall in P reduces revenue, but Q increases, which increases revenue. Which effect is bigger?
 - ▶ Since demand is elastic, Q will increase more than 20%, so revenue rises.

2021/10/8

Elasticity

Joseph Tao-yi Wang

Does Drug Interdiction

Increase or Decrease Drug-Related Crime?

1. Increase the number of federal agents devoted to the war on drugs
 - ▶ Illegal drugs: supply curve shifts left
2. Policy of drug education
 - ▶ Reduce demand for illegal drugs
 - ▶ Left shift of demand curve

2021/10/8

Elasticity

Joseph Tao-yi Wang

slido



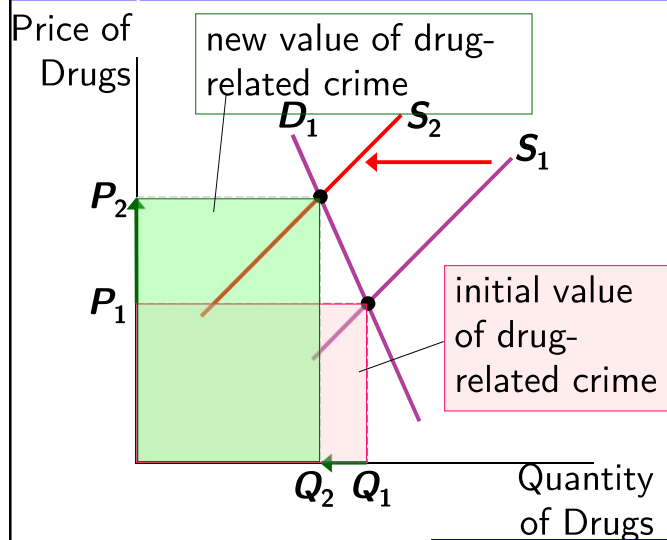
Does drug interdiction increase or decrease drug-related crime?

Policy 1: Increase the number of federal agents devoted to the war on drugs

① Start presenting to display the poll results on this slide.

2021/10/8

Policy 1: Interdiction



Interdiction reduces the supply of drugs.

► Demand for drugs inelastic: P rises proportionally more than Q falls.

Result: an increase in total spending on drugs, and in drug-related crime.

2021/10/8

Elasticity

Joseph Tao-yi Wang

Does Drug Interdiction

Increase or Decrease Drug-Related Crime?

1. Increase the number of federal agents devoted to the war on drugs
 - ▶ **Illegal drugs: supply curve shifts left**
 - ▶ Higher price and lower quantity
 - ▶ **Amount of drug-related crimes**
 - ▶ Inelastic demand for drugs
 - ▶ Higher drugs price: higher total revenue
 - ▶ **Increase** drug-related crime

2021/10/8

Elasticity

Joseph Tao-yi Wang

slido

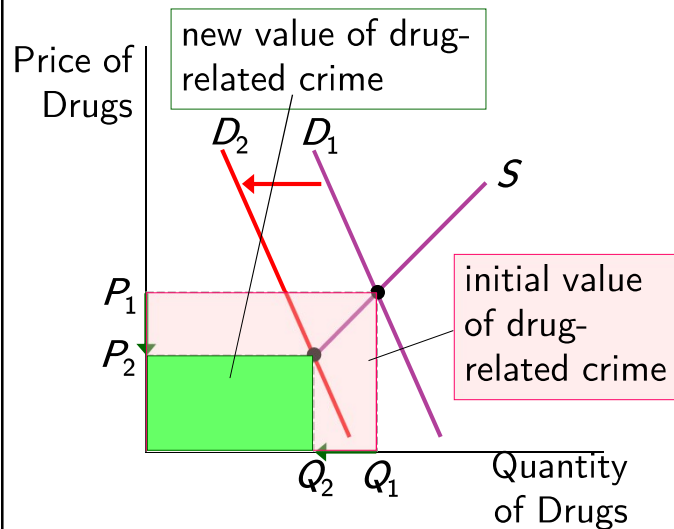
Does drug interdiction increase or decrease drug-related crime?

Policy 2: Policy of drug education

① Start presenting to display the poll results on this slide.

2021/10/8

Policy 2: Education



Education reduces the demand for drugs.

▶ P and Q fall.

Result:

A decrease in total spending on drugs, and in drug-related crime.

2021/10/8

Elasticity

Joseph Tao-yi Wang

Does Drug Interdiction

Increase or Decrease Drug-Related Crime?

2. Policy of drug education
 - ▶ Reduce demand for illegal drugs
 - ▶ Left shift of demand curve

 - ▶ Lower quantity
 - ▶ Lower price
 - ▶ Reduce drug-related crime

2021/10/8

Elasticity

Joseph Tao-yi Wang

Income Elasticity of Demand

- ▶ How much the quantity demanded of a good responds to a change in consumers' income
 - ▶ Percentage change in quantity demanded
 - ▶ Divided by the percentage change in income
- ▶ **Normal** goods: income elasticity > 0
- ▶ **Inferior** goods: income elasticity < 0

2021/10/8

Elasticity

Joseph Tao-yi Wang

Cross-Price Elasticity of Demand

- ▶ How much the Q^d of one good responds to a change in the price of another good
 - ▶ Percentage change in Q^d of the first good
 - ▶ Divided by the percentage change in price of the second good
- ▶ **Substitutes**: cross-price elasticity > 0
- ▶ **Complements**: cross-price elasticity < 0

2021/10/8

Elasticity

Joseph Tao-yi Wang

The Price Elasticity of Supply

- ▶ How much the quantity supplied of a good responds to a change in the price of that good
 - ▶ Percentage change in quantity supplied
 - ▶ Divided by the percentage change in price
- ▶ Loosely speaking, it measures **sellers'** price-sensitivity
 - ▶ Actually, price elasticity IS price sensitivity!

2021/10/8

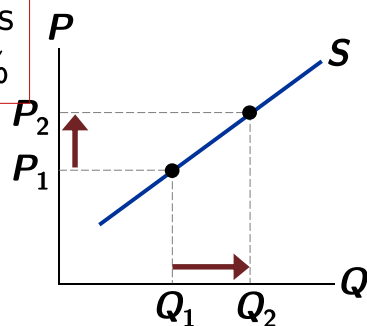
Elasticity

Joseph Tao-yi Wang

Calculating Price Elasticity of Supply

$$\text{Price elasticity of supply} = \frac{\text{Percentage change in } Q^s}{\text{Percentage change in } P} = \frac{16\%}{8\%} = 2$$

P rises
by 8%



Q rises by 16%

Again, we use the midpoint method to compute the percentage changes.

2021/10/8

Elasticity

Joseph Tao-yi Wang

The Variety of Supply Curves

- ▶ Supply is unit elastic
 - ▶ Price elasticity of supply = 1
- ▶ Supply is elastic
 - ▶ Price elasticity of supply > 1
- ▶ Supply is inelastic
 - ▶ Price elasticity of supply < 1

2021/10/8

Elasticity

Joseph Tao-yi Wang

The Variety of Supply Curves

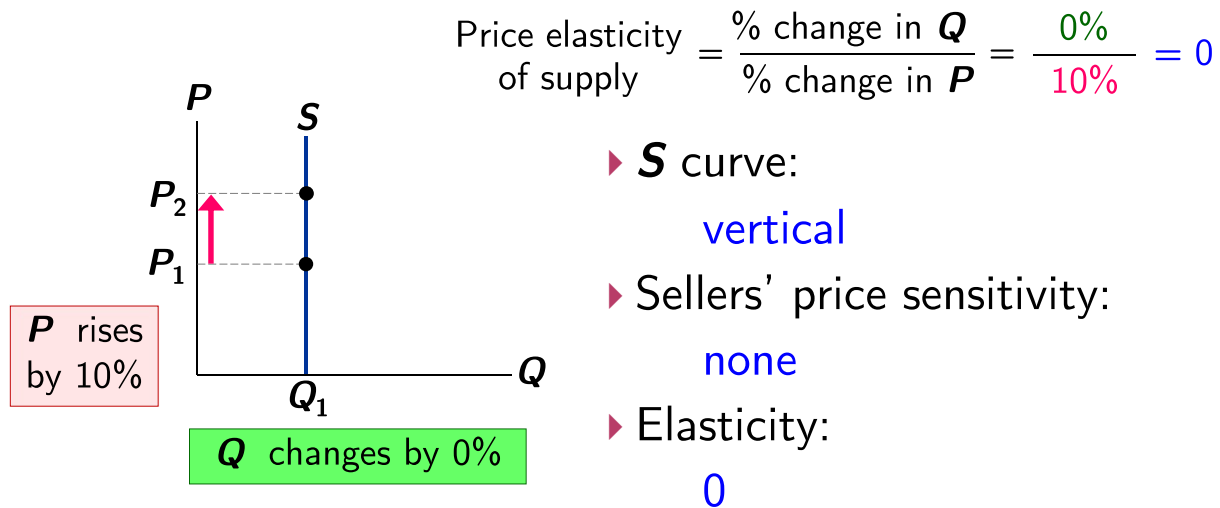
- ▶ Supply is **perfectly** inelastic
 - ▶ Price elasticity of supply = 0
 - ▶ Supply curve is vertical
- ▶ Supply is **perfectly** elastic
 - ▶ Price elasticity of supply = infinity
 - ▶ Supply curve is horizontal
- ▶ The flatter the supply curve
 - ▶ The greater the price elasticity of supply

2021/10/8

Elasticity

Joseph Tao-yi Wang

Perfectly Inelastic Supply

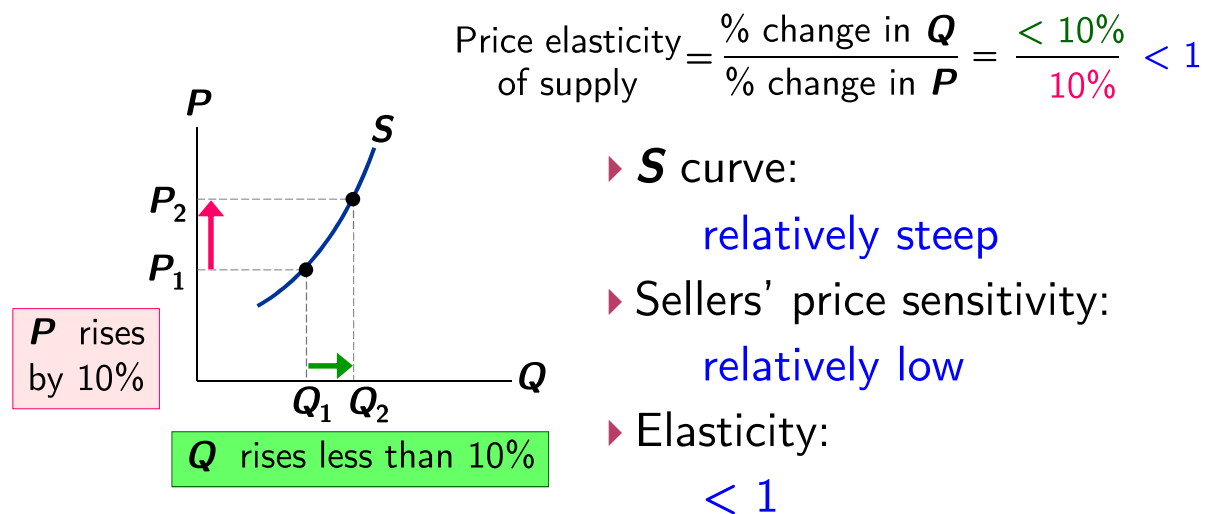


2021/10/8

Elasticity

Joseph Tao-yi Wang

Inelastic Supply

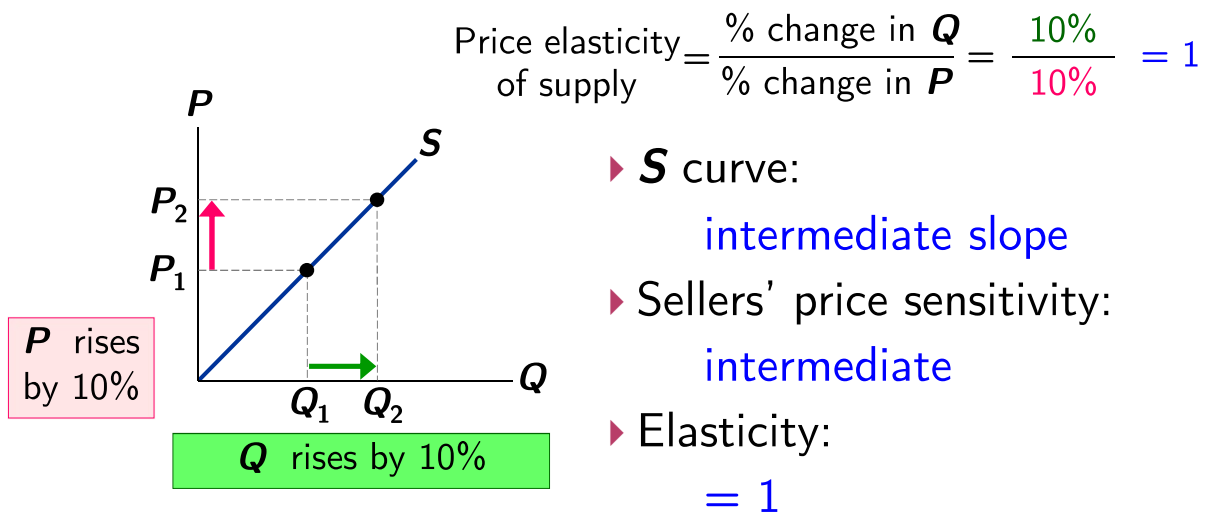


2021/10/8

Elasticity

Joseph Tao-yi Wang

Unit Elastic Supply

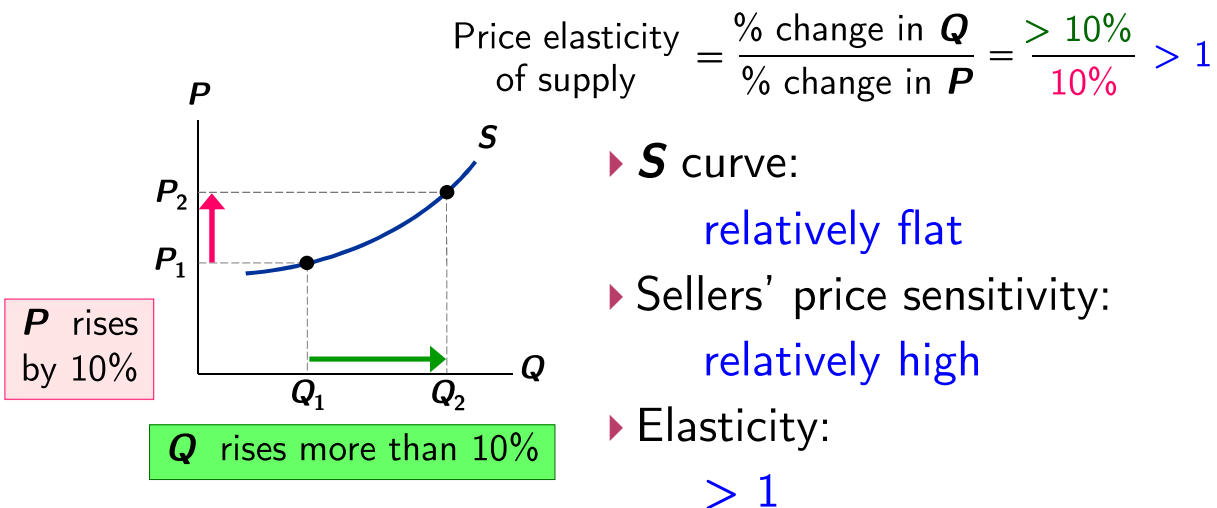


2021/10/8

Elasticity

Joseph Tao-yi Wang

Elastic Supply

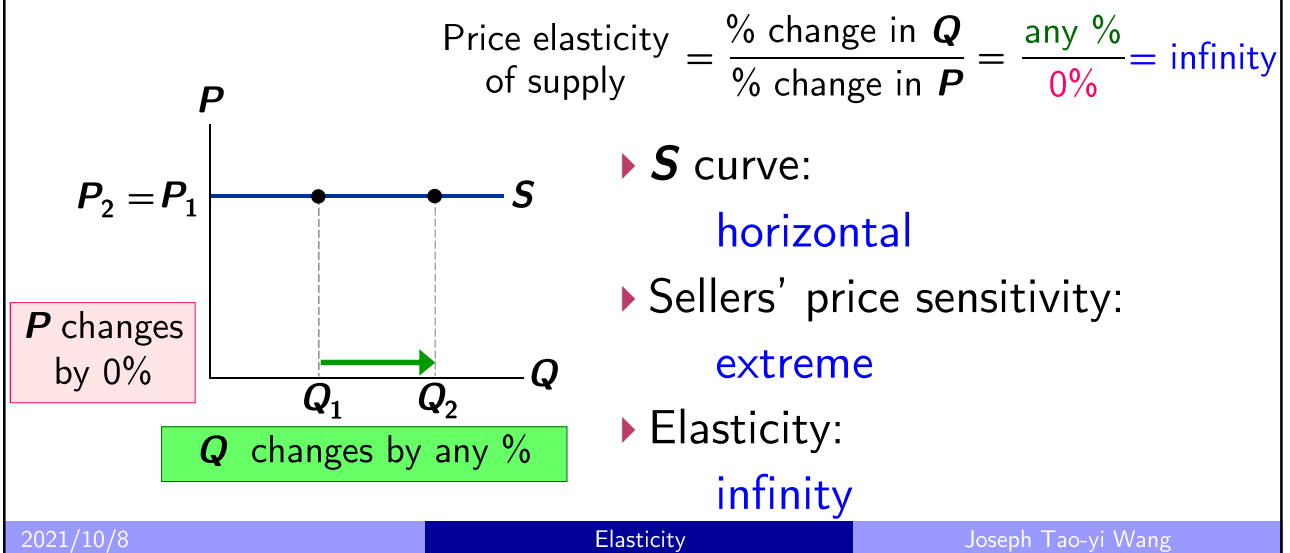


2021/10/8

Elasticity

Joseph Tao-yi Wang

Perfectly Elastic Supply



The Determinants of Supply Elasticity

- ▶ Greater price elasticity of supply
 - ▶ The more easily sellers can change the quantity they produce
- ▶ Price elasticity of supply is greater in the long run than in the short run
 - ▶ In the long run: firms can build new factories, or new firms may be able to enter the market

Active Learning 3: Elasticity and Changes in Equilibrium

Assume the supply of residential apartments is inelastic and the supply of pork is elastic. Suppose population growth causes demand for both goods to double (at each price, Q^d doubles).

- ▶ For which product will P change the most?
- ▶ For which product will Q change the most?
- A. Draw a graph with the new equilibrium in the market for housing
- B. Draw a graph with the new equilibrium in the market for pork

2021/10/8

Elasticity

Joseph Tao-yi Wang

slido



Assume the supply of residential apartments is inelastic and the supply of pork is elastic. Suppose population growth causes demand for both goods to double (at each price, Q^d doubles).

For which product will P change the most?

① Start presenting to display the poll results on this slide.

2021/10/8

slido



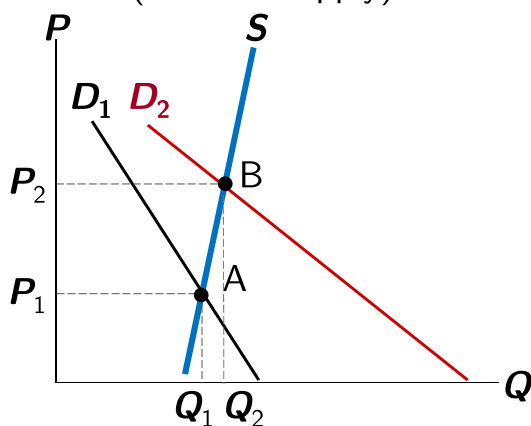
Assume the supply of residential apartments is inelastic and the supply of pork is elastic. Suppose population growth causes demand for both goods to double (at each price, Q^d doubles).
For which product will Q change the most?

① Start presenting to display the poll results on this slide.

2021/10/8

Active Learning 3A. Residential Apartments

Residential Apartments
(inelastic supply):



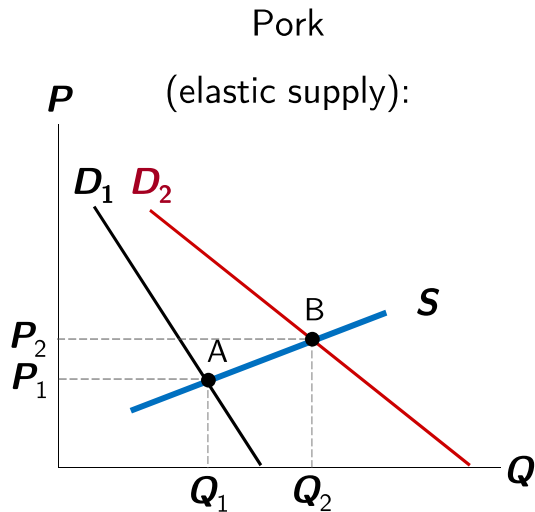
When **supply is *inelastic***, an increase in demand has a bigger impact on **price** than on quantity.

2021/10/8

Elasticity

Joseph Tao-yi Wang

Active Learning 3B. Pork



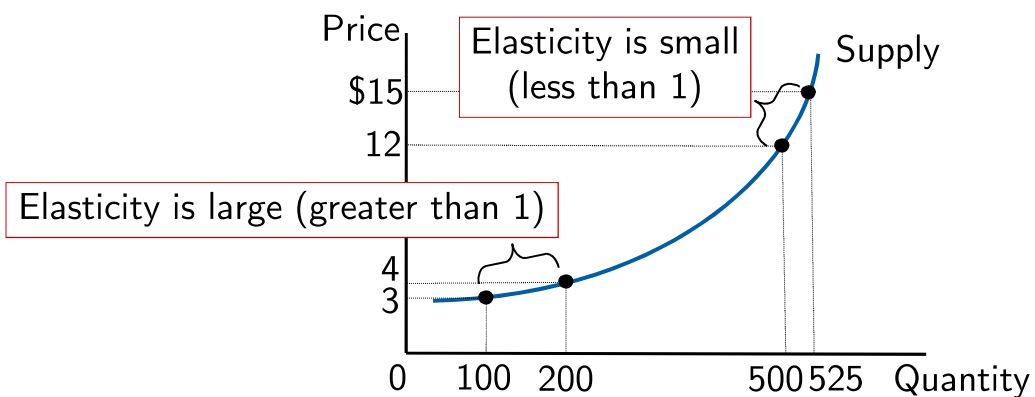
When **supply is elastic**, an increase in demand has a bigger impact on **quantity** than on price.

2021/10/8

Elasticity

Joseph Tao-yi Wang

How the Price Elasticity of Supply Can Vary



► Supply often becomes less elastic as Q rises, due to capacity limits.

2021/10/8

Elasticity

Joseph Tao-yi Wang

More Applications

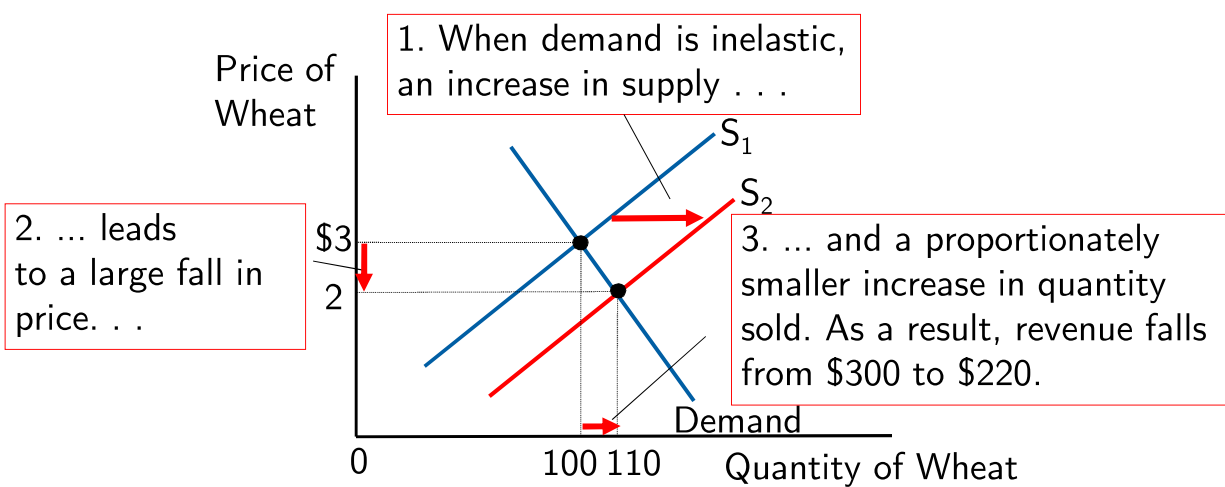
1. Can Good News for Farming Be Bad News for Farmers?
 - ▶ New hybrid of wheat: 20% production increase per acre
 - ▶ Supply curve shifts to the right
 - ▶ Higher quantity and lower price
 - ▶ Demand is inelastic: total revenue falls
 - ▶ Total profit falls if per acre cost is the same
 - ▶ Paradox of public policy: Induce farmers not to plant crops

2021/10/8

Elasticity

Joseph Tao-yi Wang

An Increase in Supply in the Market for Wheat



2021/10/8

Elasticity

Joseph Tao-yi Wang

More Applications

2. Why Did OPEC Fail to Keep the Price of Oil High?

- ▶ Increase in prices 1973-1974, 1971-1981
- ▶ Short-run: supply and demand are inelastic
 - ▶ Decrease in supply: large increase in price
- ▶ Long-run: supply and demand are elastic
 - ▶ Decrease in supply: small increase in price

2021/10/8

Elasticity

Joseph Tao-yi Wang

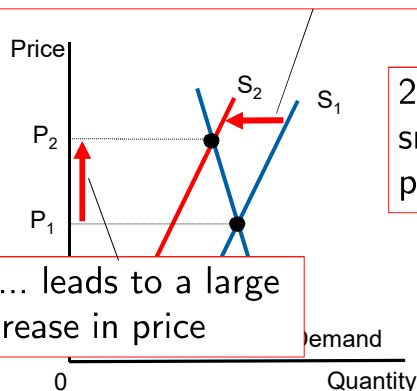
A Reduction in Supply in the World Market for Oil

(a) The Oil Market in the Short Run

(b) The Oil Market in the Long Run

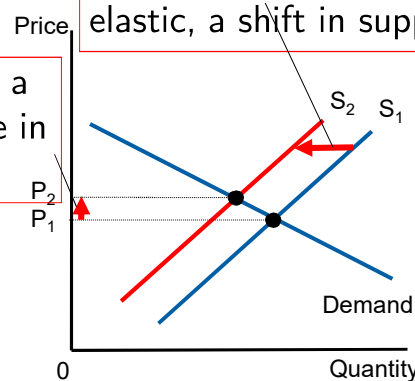
1. In the short run, when supply and demand are inelastic, a shift in supply. . .

1. In the long run, when supply and demand are elastic, a shift in supply. . .



2. ... leads to a small increase in price

2. ... leads to a large increase in price



2021/10/8

Elasticity

Joseph Tao-yi Wang

Think-Pair-Share

Government Places NT\$20 Per Pack Tax on Cigarettes

In order to reduce teen smoking. After one month, Q^d of cigarettes has been reduced only slightly. You three work for a cigarette company. Discuss the following:

- What conclusion can you draw about the one-month demand for cigarettes?
- Caleb: "The cigarette industry should get together and raise the price of cigarettes further to increase total revenue."
- Keisha: "Only your firm should raise the price of your cigarettes to increase total revenue."

2021/10/8

Elasticity

Joseph Tao-yi Wang

slido



Government Places NT\$20 Per Pack Tax on Cigarettes in order to reduce teen smoking. After one month, Q^d of cigarettes has been reduced only slightly. What conclusion can you draw about the one-month demand for cigarettes?

① Start presenting to display the poll results on this slide.

2021/10/8

slido



You and your colleagues work for a cigarette company. Discuss the following comment from one of your colleagues, Caleb: "The cigarette industry should get together and raise the price of cigarettes further to increase total revenue."

① Start presenting to display the poll results on this slide.

2021/10/8

slido



You and your colleagues work for a cigarette company. Discuss the following comment from one of your colleagues, Keisha: "Only your firm should raise the price of your cigarettes to increase total revenue."

① Start presenting to display the poll results on this slide.

2021/10/8

Chapter in a Nutshell

- ▶ The **price elasticity of demand**
 - ▶ Measures how much the quantity demanded responds to changes in the price.
 - ▶ Is the percentage change in quantity demanded divided by the percentage change in price.
- ▶ If < 1 , **inelastic** demand: quantity demanded moves proportionately less than the price
- ▶ If > 1 , **elastic** demand: quantity demanded moves proportionately more than the price

2021/10/8

Elasticity

Joseph Tao-yi Wang

Chapter in a Nutshell

- ▶ Demand tends to be more elastic if
 - ▶ Close substitutes are available
 - ▶ The good is a luxury rather than a necessity
 - ▶ The market is narrowly defined
 - ▶ If buyers have substantial time to react to a price change.
- ▶ **Total revenue** ($P \times Q$), total amount paid for a good
 - ▶ Moves in the same direction as P (inelastic D)
 - ▶ Moves in the opposite direction as P (elastic D)

2021/10/8

Elasticity

Joseph Tao-yi Wang

Chapter in a Nutshell

- ▶ The income elasticity of demand
 - ▶ Measures how much the quantity demanded responds to changes in consumers' income
- ▶ The cross-price elasticity of demand
 - ▶ Measures how much the quantity demanded of one good responds to changes in the price of another good
 - ▶ The tools of supply and demand can be applied to many different kinds of markets. This chapter uses them to analyze the market for wheat, for oil, and for illegal drugs.

2021/10/8

Elasticity

Joseph Tao-yi Wang

Chapter in a Nutshell

- ▶ The price elasticity of supply
 - ▶ Measures how much the quantity supplied responds to changes in the price.
 - ▶ Is the percentage change in quantity supplied divided by the percentage change in price
 - ▶ If < 1 , **inelastic** supply: quantity supplied moves proportionately less than the price
 - ▶ If > 1 , **elastic** supply: quantity supplied moves proportionately more than the price
 - Depends on the time horizon under consideration. In most markets, supply is more elastic in the long run than in the short run.

2021/10/8

Elasticity

Joseph Tao-yi Wang

Chapter 5: Elasticity

- ▶ Different Types of Elasticities
 - ▶ Price Elasticity
 - ▶ Income Elasticity
 - ▶ Cross Price Elasticity
- ▶ Homework:
 - ▶ Mankiw, Ch. 5, Problem 2, 7-12
- ▶ Challenge Questions/ex-Midterm
 - ▶ 2007 - Q2
 - ▶ 2008 - Part D (+ Multi-Choice Q4-Q5)
 - ▶ 2009 - Part C5-C8 (+ Multiple Choice Q10)

2021/10/8

Elasticity

Joseph Tao-yi Wang

Chapter 5: Challenge Questions/ex-Midterm

- ▶ 2010 - (True/False Q4)
- ▶ 2012 - Part C (+ True/False Q5-6)
- ▶ 2013 - Part A3-A4, B (+ True/False Q4-5)
- ▶ 2014 - Part C1
- ▶ 2015 - Part B1-B3 (+ True/False A6)
- ▶ 2016 - Part A, B3-B4, F
- ▶ 2017 - Part B (except possibly B3)
- ▶ 2018 - Part A2-A4
- ▶ 2019 - Part A4-A10, C1-C4
- ▶ 2020 – Part A, C1

2021/10/8

Elasticity

Joseph Tao-yi Wang

slido



Audience Q&A Session

① Start presenting to display the audience questions on this slide.

2021/10/8

Principles of Microeconomics

Ch.5:

The End